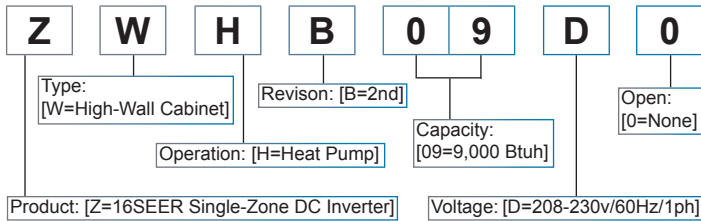


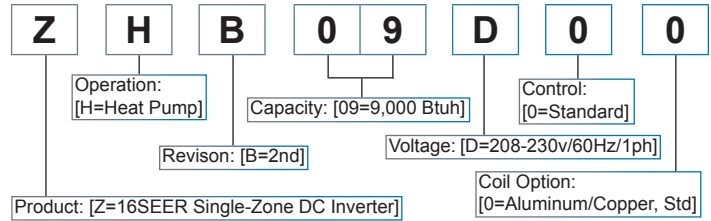
SZI Series Specifications & Submittal Data

9,000 Btuh ~16 SEER Single Zone High-Wall Inverter Heat Pump Split System

Indoor Air Handler Model:



Outdoor Condenser Model:



Order Quantity of System	
9,000 Btuh ~16 SEER Single Zone High-Wall, Inverter, 230V, Heat Pump Split System	



Please select desired accessory quantities, for each system - (max allowed) Part Number

Condensate Pump, 208/230V, Wall/Floor Mount, Stand-Alone, 144" lift (1/Zone or Air Handler) PN 240003106	Ref Line Set, 9,000 Btuh, 3/8"x1/4", 8M/26ft, Both Lines Insulated (See Note Below) PN F0322266A
Condensate Pump, 115V, Wall/Floor Mount, Stand-Alone, 144" lift (1/Zone or Air Handler) PN 240003107	Ref Line Set, 9,000 Btuh, 3/8"x1/4", 15M/49ft, Both Lines Insulated (See Note Below) PN F0322496A
Ref Line Set, 9,000 Btuh, 3/8"x1/4", 5M/16ft, Both Lines Insulated (See Note Below) PN F0322166A	Spare Handheld Infrared Remote Control PN 240010011 *

* Note: A Handheld Infrared Remote Control comes with each Air Handler, standard

Electrical Specifications

Model #	Volts / Ph / Hz	Fan Motor			Compressor		Rated Current		Min Volt.	MCA	MOCP
		RLA	LRA	Watts	RLA	LRA	Cool A	Heat A			
ZHB09D00	208-230 / 1 / 60	0.31	0.41	75/66	5.7	N/A	3.20	3.87	187	8	15
ZWHB09D0	208-230 / 1 / 60	0.10	N/A	20	-	-					



Performance — Heat Pump System with High-Wall Units

Condenser	Air Handler	Cooling Btuh(kW)	Heating Btuh(kW)	SEER	HSPF	SHR	EER	COP	Refrig.
ZHB09D00	ZWHB09D0	9,000 (2.6)	10,700 (3.1)	16.4	9.6	0.85	12.2	3.52	R-410A



Standard Low Ambient Operating Range

Mode		Outdoor Ambient Temp	Indoor Ambient Temp
Cooling	Max	122°F (50°C) DB	90°F (32°C) DB
	Min	5°F (-15°C) DB	62°F (17°C) DB
Heating	Max	86°F (30°C) DB	86°F (30°C) DB
	Min	5°F (-15°C) DB	32°F (0°C) DB

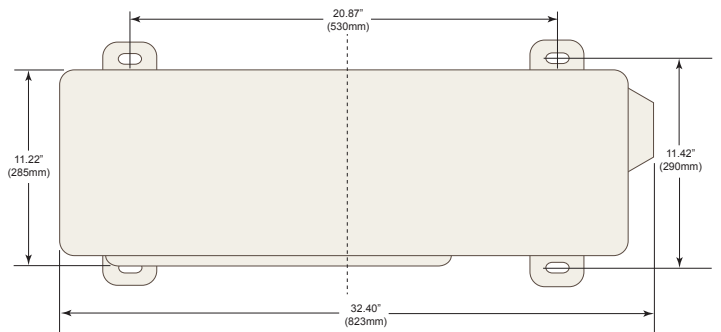

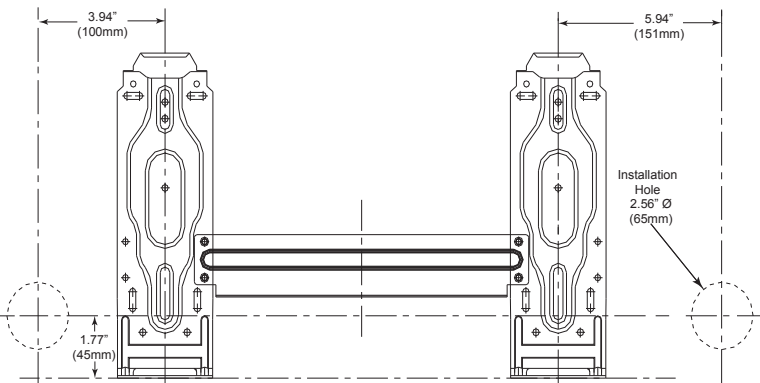



To: _____
 Date: _____
 From: _____
 Contact: _____

Project: _____
 Customer: _____
 Location: _____
 Engineer: _____
 Unit Tag# _____

For Your: Reference Approval Construction

Indoor Air Handler & Outdoor Condenser Dimensions

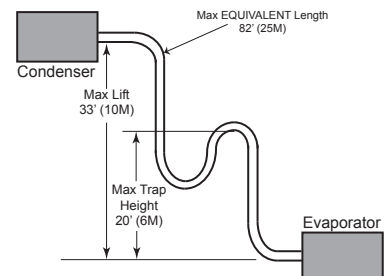
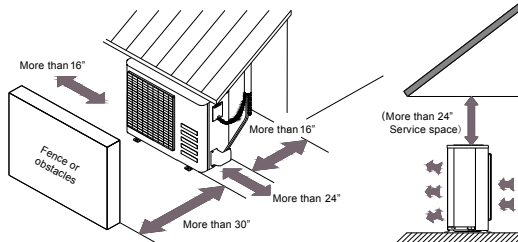


Miscellaneous Product Specifications

Air Handler Air Flow	380 / 330 / 265 CFM	Condenser Gas/Liq Connects	3/8" × 1/4"
Air Handler Sound Level	41 / 37 / 31 dBA	Power/Control Wiring (max length)	110ft (4-Wire)
Air Handler Weight (net/gross)	17 / 21 lbs	Power/Control Wiring (Voltage)	Line Voltage
Air Handler Gross Dimensions	34.45" × 13.19" × 10.43"	Power/Control Wiring (Gauge)	Local Code
Air Handler Gas/Liq Connects	3/8" × 1/4"	Max EQUIVALENT Pipe Length	82 ft
Air Handler Filter	2 - Washable Mesh	Max Height Diff (OD unit higher)	33 ft
Condenser Air Flow	1060 CFM	Max Height Diff (OD unit lower)	49 ft
Condenser Sound Level	53 dBA	Design Pressure (High/Low)	550 / 340 PSIG
Condenser Weight (net/gross)	72 / 77 lbs	Refrigerant Line Sets	Flare - Both Lines Insulated
Condenser Gross Dimensions	34.92" × 25.39" × 13.98"	Line Set-System Charge	** 0.161 oz/ft (15 g/m)
Factory Refrig. Charge / Type	* 38.8oz (1100g) / R-410A	Moisture Removal	1.0 L/hr
Compressor Oil Type / Volume	Ester Oil VG74 / 370ml	* Total charge for condenser, air handler & 25ft Equivalent length of tubing ** Subtract 25ft from Total Equivalent Length calculation, for factory charge	
Compressor Mfr / Type	GMCC / Rotary		



ECR International, Inc.
2201 Dwyer Avenue
Utica, New York 13501
Phone: 1.800.325.5479
Web: enviromaster.com



NOTICE: Due to ongoing product development; design, specification and performance data listed within this submittal document are subject to change without notice. For the most current performance data, please refer to ECR International listings of certified products in the AHRI directory, or consult the factory.