


**S2C DUCTLESS SPLIT SYSTEM
 DUAL ZONE SIDE DISCHARGE
 CONDENSING UNIT**

P/N# 240005839, Rev. 1.0 [04/06]



COOLING ONLY

Nominal Circuit Capacities:
 9,000-12,000 Btuh

DESCRIPTION

EMI offers the finest high efficiency dual zone outdoor units in the ductless split market, the S2C Side Discharge Condensing Unit. The S2C allows the installation of two circuits from a single outside location when space or aesthetic requirements limit the use of locations. Valves are concealed for tamper protection and each zone is independent so no mixing of refrigerant is required.

S2C units are equipped with the Duratec Performance package which include a large capacity suction accumulator with surge baffles and enhanced oil management, a factory installed solid core filter drier and loss of refrigerant charge protection.

NOTE: The crankcase heater is installed when the low ambient control option is selected.

All EMI products are subject to ongoing development programs so design and specifications may change without notice.

CONDENSER STANDARD FEATURES

▲▼ **Compressors** - Hermetically sealed high efficiency rotary compressors. Motors are PSC type with inherent overload protection.

Benefit: These are the most efficient (power saving) and durable compressors available for the widest range of Ductless Split system applications.

▲▼ **Cabinet**

- Vertically arranged side discharge
- Scratch and dent resistant injection molded front access panel
- Powder coated (2,000 hour salt spray tested) 18 and 20 gauge aluminized steel
- Concealed service valves
- Easy access hose connections at 45° from valve body

▲▼ **Condenser Fan/Motor** - The condenser fan is a large diameter, high efficiency propeller type, which is directly connected to the totally enclosed PSC motor. The S2C units are draw-through airflow design and the PSC motor is fitted with internal overload protection.

▲▼ **Condenser Coil** - U-shaped condenser coils are tested to 600 psig and constructed of seamless copper tubing arranged in staggered configuration with enhanced aluminum fins. The tubes are mechanically expanded for secure bonding to the fin shoulder.

Benefit: The U-shaped coil optimizes the heat transfer surface in a smaller footprint to gain optimum system efficiency.

▲▼ **Refrigeration Circuits** - The S2C is delivered with pre-charged refrigerant for the condenser coils and evaporators. Charging of field installed piping is required. Unit refrigeration service valves are solid brass for sweat connection. Solid core filter driers are factory installed on all models.

Benefit: Easy access interconnects on back of the unit for quick and easy installation.

▲▼ **Refrigerant Run Options** - The standard system will support refrigerant runs to the inside unit of 100' of interconnect, with up to 35' of lift.


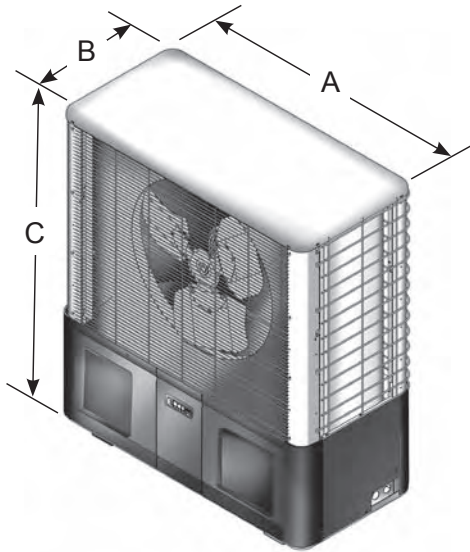
▲▼ **Controls and Components:**

- Compressor and fan motor contactor
- Capacitor
- Loss of charge switch
- Low Voltage terminals for evaporator interconnection
- Large capacity suction accumulator
- Factory installed solid core filter drier
- Low Ambient controls for operation down to 32° F- Specify this option if the system will be operated in cooling mode at outside temperatures below 60° F (Field Installed Kit)

SYSTEM OPTIONS

- Low Ambient designed for operation down to 0° F (consult factory for availability)
- Hard Start
- 115V
- Copper/copper coils (sea coast use)

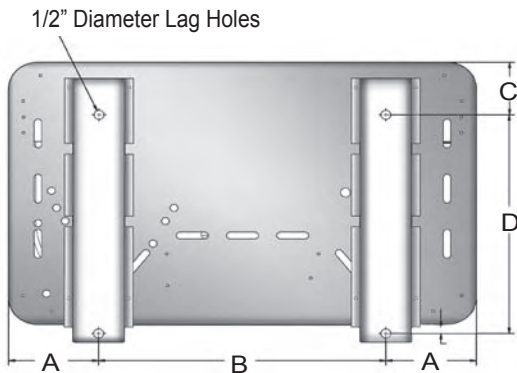
S2C DIMENSIONS AND SPECIFICATIONS



Easy access interconnects on back of unit

PHYSICAL DIMENSIONS

Model Size M2C	A	B	C
99	32"	15"	36"
22, 92	32"	15"	40"



S2C PIPING SPECIFICATIONS

Model Size	Line Sizes	
	Liquid	Suction
09, 12	1/4"	1/2"

SOUND DATA

Model Size	dBA
99	64
22	65
92	65

MOUNTING DIMENSIONS

Model Size S2C	A	B	C	D
99, 92, 22	4 5/8"	22 11/16"	3"	12 7/16"

SHIPPING WEIGHT

Model Size	Lbs.
99	129
22	167
92	157



ARI Standard 210/240 UAC



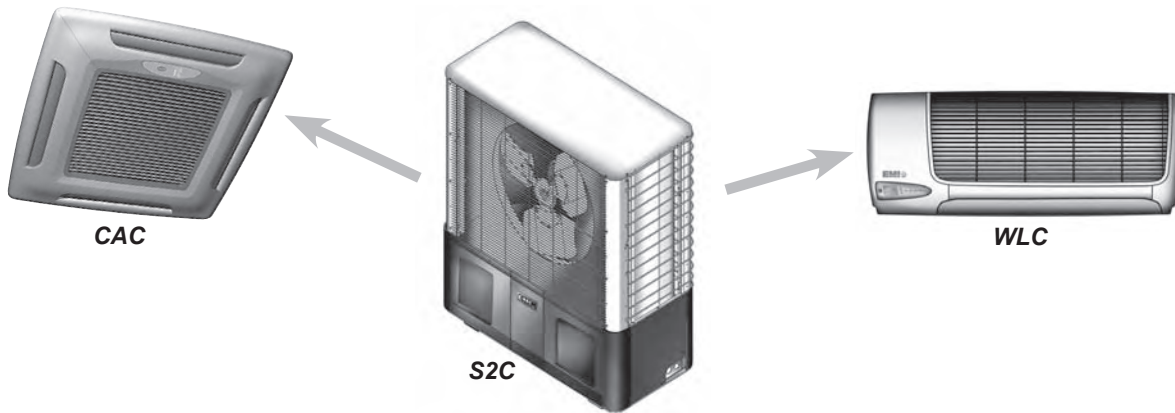
S2C SPECIFICATIONS FOR SYSTEM OPTIONS

NOTE: All EMI products are subject to ongoing development. Design and specifications may change without notice.

S2C ELECTRICAL SPECIFICATIONS											
Capacity	Voltage/Hz/Ph	Fan Mtr		Compressor				Total AMPS	MCA	HACR BRKR	Min Volt
				Circuit #1		Circuit #2					
		AMPS	HP	RLA	LRA	RLA	LRA				
9900	115/60/1	1.4	0.125	6.7	29	6.7	29	14.8	16.5	20	104
9200	115/60/1	1.4	0.125	6.7	29	8.4	44	16.5	18.6	25	104
2200	115/60/1	1.4	0.125	8.4	44	8.4	44	18.2	20.3	25	104
9900	208/230/60/1	0.8	0.125	3.5	19	3.5	19	7.8	8.7	15	197
9200	208/230/60/1	0.8	0.125	3.5	19	4.5	21	8.8	10	15	197
2200	208/230/60/1	0.8	0.125	4.5	21	4.5	21	9.8	11	15	197

Circuit Designators: 9 = 9,000 Btuh • 2 = 12,000 Btuh

*ex. - Model 9200 consists of one 9,000 Btuh compressor and one 12,000 Btuh compressor
Always refer to the rating plate for Minimum Circuit Ampacity on all multiple compressor units*




COOLING SYSTEMS WITH S2C SIDE DISCHARGE						
Wall Unit (s)	Condenser	Btuh	SEER	SHR	EER	Ref.
WLH09	S2C99	18,000	13	.80	11.9	R22
WLH12	S2C22	23,000	13	.72	12.4	R22
WLH09+WLH12	S2C92	21,000	13	.72	12.0	R22

SYSTEM OPTIONS – CAC & S2C SIDE DISCHARGE						
Cassette	Condenser	Btuh	SEER	SHR	EER	Ref.
CAC12	S2C99	18,000	13.0	.81	11.7	R22
CAC12	S2C22	23,000	13.0	.74	11.8	R22
CAC12	S2C92	21,000	13.0	.77	11.8	R22

EMI'S HIGH SEER PRODUCT LINE

EVAPORATORS

WLC/WLH
High Wall Evaporator



CAC
Cassette Evaporator




CONDENSERS

S1C & S1H
*Single Zone
Side Discharge*



S2C
*Dual Zone
Side Discharge*



T2C, T3C & T4C
*2, 3 & 4 Zone
Top Discharge*



Enviromaster International LLC
5780 Success Drive, Rome, NY 13440
Web: <http://www.enviromaster.com>

S2C High Efficiency Side Discharge Condensing Unit

Made in Rome, New York, USA