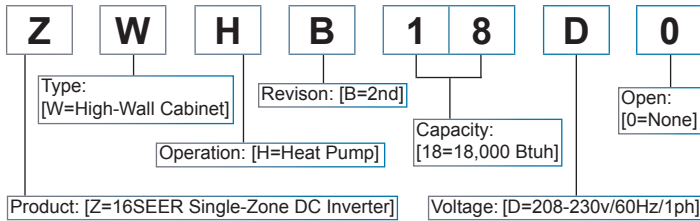


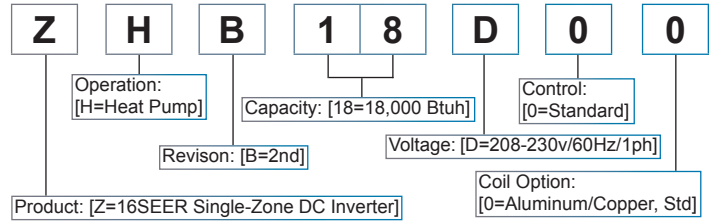
SZI Series Specifications & Submittal Data

18,000 Btuh ~16 SEER Single Zone High-Wall Inverter Heat Pump Split System

Indoor Air Handler Model:



Outdoor Condenser Model:



Order Quantity of System

18,000 Btuh ~16 SEER Single Zone High-Wall, Inverter, 230V, Heat Pump Split System



Please select desired accessory quantities, for each system - (max allowed) Part Number

Condensate Pump, 208/230V, Wall/Floor Mount, Stand-Alone, 144" lift (1/Zone or Air Handler) PN 240003106	Ref Line Set, SZI 18k Btuh, 5/8"x3/8", 8M/26ft, Both Lines Insulated (See Note Below) PN F0532266A
Condensate Pump, 115V, Wall/Floor Mount, Stand-Alone, 144" lift (1/Zone or Air Handler) PN 240003107	Ref Line Set, SZI 18k Btuh, 5/8"x3/8", 15M/49ft, Both Lines Insulated (See Note Below) PN F0532496A

Note: A Handheld Infrared Remote Control comes with each Air Handler, standard

Electrical Specifications

Model #	Volts / Ph / Hz	Fan Motor			Compressor		Rated Current		Min Volt.	MCA	MOCP
		RLA	LRA	Watts	RLA	LRA	Cool A	Heat A			
ZHB18D00	208-230 / 1 / 60	0.74	0.95	166/105	9.7	N/A	6.52	7.48	187	14	20
ZWHB18D0	208-230 / 1 / 60	0.20	N/A	58	-	-					



Performance — Heat Pump System with High-Wall Units

Condenser	Air Handler	Cooling Btuh(kW)	Heating Btuh(kW)	SEER	HSPF	SHR	EER	COP	Refrig.
ZHB18D00	ZWHB18D0	18,000 (5.3)	18,900 (5.5)	17.5	9.0	0.83	12.0	3.22	R-410A



Standard Low Ambient Operating Range

Mode		Outdoor Ambient Temp	Indoor Ambient Temp
Cooling	Max	122°F (50°C) DB	90°F (32°C) DB
	Min	5°F (-15°C) DB	62°F (17°C) DB
Heating	Max	86°F (30°C) DB	86°F (30°C) DB
	Min	5°F (-15°C) DB	32°F (0°C) DB


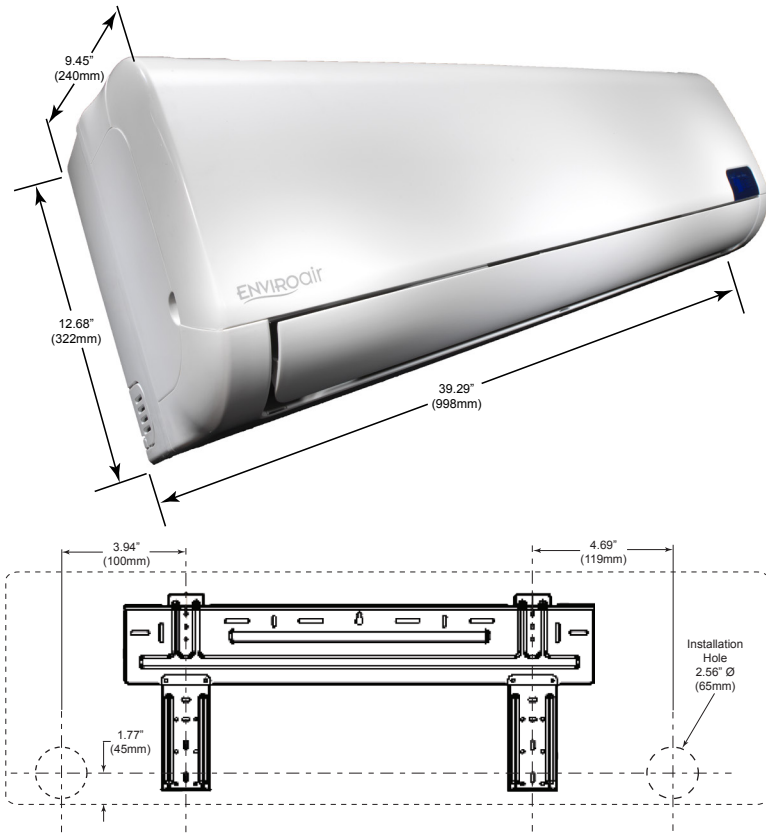


To: _____
Date: _____
From: _____
Contact: _____

Project: _____
Customer: _____
Location: _____
Engineer: _____
Unit Tag# _____

For Your: Reference Approval Construction

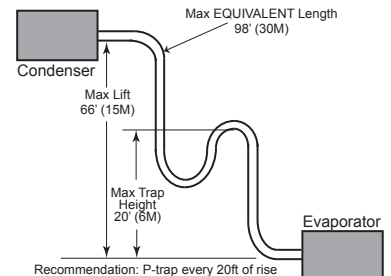
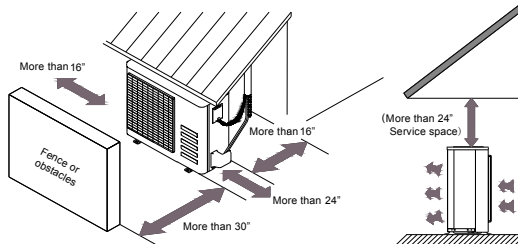
Indoor Air Handler & Outdoor Condenser Dimensions



Miscellaneous Product Specifications

Air Handler Air Flow	660 / 605 / 520 CFM	Condenser Gas/Liq Connects	5/8" × 3/8"
Air Handler Sound Level	49 / 47 / 42 dBA	Power/Control Wiring (max length)	110ft (4-Wire)
Air Handler Weight (net/gross)	27 / 35 lbs	Power/Control Wiring (Voltage)	Line Voltage
Air Handler Gross Dimensions	42.52" × 15.75" × 12.60"	Power/Control Wiring (Gauge)	Local Code
Air Handler Gas/Liq Connects	5/8" × 3/8"	Max EQUIVALENT Pipe Length	98 ft
Air Handler Filter	2 - Washable Mesh	Max Height Diff (OD unit higher)	66 ft
Condenser Air Flow	1470 CFM	Max Height Diff (OD unit lower)	66 ft
Condenser Sound Level	59 dBA	Design Pressure (High/Low)	550 / 340 PSIG
Condenser Weight (net/gross)	103 / 110 lbs	Refrigerant Line Sets	Flare - Both Lines Insulated
Condenser Gross Dimensions	37.99" × 29.72" × 15.55"	Line Set-System Charge	** 0.322 oz/ft (20 g/m)
Factory Refrig. Charge / Type	* 58.6oz (1660g) / R-410A	Moisture Removal	1.8 L/hr
Compressor Oil Type / Volume	Ester Oil VG74 / 500ml	* Total charge for condenser, air handler & 25ft Equivalent length of tubing ** Subtract 25ft from Total Equivalent Length calculation, for factory charge	
Compressor Mfr / Type	GMCC / Twin-Rotary		

ecr
 ECR International, Inc.
 2201 Dwyer Avenue
 Utica, New York 13501
 Phone: 1.800.325.5279
 Web: enviromaster.com



NOTICE: Due to ongoing product development; design, specification and performance data listed within this submittal document are subject to change without notice. For the most current performance data, please refer to ECR International listings of certified products in the AHRI directory, or consult the factory.