



*Comfort Where It Counts.*

- **R-410A Ductless Split Systems**

Single Zone, Dual Zone & Multi Zone Air Conditioners & Heat Pumps

- **Chilled Water Fan Coils**





## Peace of Mind

*All EMI systems feature a 1-year parts and 5-year compressor warranty with additional 5 and 10 years parts and labor Comfort Plus Extended Warranties available.*



## *The EMI Ductless Advantage*

EMI's Ductless line is specifically designed to meet the needs of the North American HVAC market. With exceptional performance, operating efficiency, and EMI exclusive features – EMI Ductless is the number one choice for “Comfort Where It Counts.”

### *Benefits to Specifying Engineers*

- A wide selection of wall, cassette and universal air handlers from 9000-36000 BTUH allows for specification of residential and commercial applications.
- AHRI Certification ensures performance standards are met.
- Independent circuits on multi zone units allow for simultaneous cooling or heating, along with zone isolation.
- Optional electric heat ensures occupants are comfortable.

### *Benefits to Contractors*

- Designed for the North American market with low voltage interconnect, indoor mounted expansion device and 24 volt thermostat capability allowing for easy installations.
- Factory installed integral condensate pump on cassettes and field installed accessory pump with wall or universal air handlers with simple electrical connections uncomplacates condensate removal.
- Troubleshooting is made easy with simplified controls, easy access schrader ports and brass service valves.
- Refrigerant line lengths up to 100 feet allow for flexibility with equipment location.

### *Benefits to Owners*

- All units can be operated by a conventional 24 volt wall thermostat.
- Enhanced comfort with optional electric heat.
- Environmentally friendly R-410A refrigerant is not affected by phase out laws.



*EMI Ductless systems feature choice of unit mount digital controls, hand-held infra-red remote controls or 24-volt wall mount thermostats.*

# R-410A MULTI ZONE FLEXIBILITY


## Standard Comfort Features:

- *Simple operation with unit mounted digital control*
- *Fan cycling virtually eliminates variations in room temperature*
- *Electric heat available on all units (see charts for details)*

## Standard Installation and Service Features:

- *Simple electrical connections for condensate pump for the UNC/UNH and WLC/WLH*
- *Integral condensate drain overflow switch*


## SINGLE ZONE




*ONE Condenser with choice of ONE Air Handler style and capacity tailored to a one zone heating or cooling application*




## MULTI ZONE



*ONE Condenser with up to FOUR independent circuits, with individual Air Handler styles and capacities tailored to each zone*



## Wall Air Handler



## Cassette Air Handler



### Wall Air Handlers

- **WLC Series Cooling**  
(30,000 - 36,000 BTUH, 8.8 - 10.5 kW)
- **WLH Series Cooling & Heat Pump**  
(9,000 - 24,000 BTUH, 2.6 - 7.0 kW)

MODEL	NOMINAL COOLING CAP. BTUH, (kW)	NOMINAL HEATING CAP. BTUH, (kW)	OPTIONAL ELECTRIC HEAT (208/230V)
WLHG09	9,000 (2.6)	9,000 (2.6)	3 kW
WLHG12	12,000 (3.5)	11,400 (3.3)	3 kW
WLHG24	18,000/23,800 (5.3/7.0)	17,600/20,800 (5.2/6.1)	3 or 5 kW
WLCG30	28,200 (8.3)	N/A	5 kW
WLCG36	33,600 (9.8)	N/A	5 kW

#### Added Features Include:

- Sweep function on louvers provides a wide cooling area
- Dry mode allows for dehumidification, with minimal change in room temperature (requires electric heat)
- Selectable filter indicator notifies occupant when cleaning is required
- Condensate pump accessory includes integral safety switch with 48" (1.2 m) available lift
- Test mode overrides controls for easy start-up and diagnostics
- Optional wall thermostat or handheld IR control

### Cassette Air Handlers

- **CAC Series Cooling**  
(30,000 - 36,000 BTUH, 8.8 - 10.5 kW)
- **CAH Series Cooling & Heat Pump**  
(9,000 - 24,000 BTUH, 2.6 - 7.0 kW)

MODEL	NOMINAL COOLING CAP. BTUH, (kW)	NOMINAL HEATING CAP. BTUH, (kW)	OPTIONAL ELECTRIC HEAT (208/230V)
CAHJ09/CAHK09	9,000 (2.6)	8,200 (2.4)	1.5 kW
CAHJ12/CAHK12	12,000 (3.5)	10,600 (3.1)	1.5 kW
CAHG24/CAHH24	18,000/24,000 (5.3/7.0)	16,400/20,400 (4.8/6.0)	3.0 kW
CACG36/CACH36	30,000/36,000 (8.8/10.5)	N/A	5.0 kW

#### Added Features Include:

- Factory installed condensate pump includes integral safety switch with 36" (0.9 m) available lift
- Controls accept 24V wall thermostat
- Easily configured for fresh air intake and up to 2 branch discharge locations
- Motorized discharge vanes on CAHG/H24 and CACG/H36
- Infra-red compatible remote control with test mode CAC(H,K)/CAH(H,K) models
- Selectable filter indicator notifies occupant when unit needs filter cleaning CAC(H,K)/CAH(H,K)

## Universal Ceiling & Universal Floor Mount Air Handlers

- **UNC Series Cooling**  
(30,000 - 36,000 BTUH, 8.8 - 10.5 kW)
- **UNH Series Cooling & Heat Pump**  
(9,000 - 24,000 BTUH, 2.6 - 7.0 kW)

MODEL	NOMINAL COOLING CAP. BTUH, (kW)	NOMINAL HEATING CAP. BTUH, (kW)	OPTIONAL ELECTRIC HEAT (208/230V)
UNHG09	9,000 (2.6)	9,000 (2.6)	3 kW
UNHG12	12,000 (3.5)	11,200 (3.3)	3 kW
UNHG24	18,000/23,800 (5.3/7.0)	17,600/20,800 (5.2/6.10)	3 or 5 kW
UNCG30	28,200 (8.3)	N/A	5 kW
UNCG36	33,600 (9.83)	N/A	5 kW

### *Added Features Include:*

- Single unit can be used in either a ceiling or floor mount application  
Multiple drain pans are factory installed, no field modification required
- Dry mode allows for dehumidification, with minimal change in room temperature (requires electric heat)
- Test mode overrides controls for easy start-up and diagnostics
- Selectable filter indicator notifies occupant when cleaning is required
- Plastic filter grille standard, optional metal grille available
- Easily configured for fresh air intake
- Optional wall thermostat or handheld IR control
- Condensate pump accessory includes integral safety switch with 48" (1.2 m) or 144" (3.6 m) available lift

**Universal Ceiling Air Handler**



**Universal Floor Mount Air Handler**



## Single Zone Condensers


- **Single Zone S1C Series Cooling**  
(9,000 - 36,000 BTUH, 2.6 - 10.5 kW)
- **Single Zone S1H Series Heat Pump**  
(9,000 - 24,000 BTUH, 2.6 - 7.0 kW)



*Side Discharge Condenser*



*Hail Guard/Wind Baffle Accessory*



*Service & Refrigerant Line Connections*

### SIDE DISCHARGE CONDENSERS – SINGLE ZONE

MODEL	NUMBER OF CIRCUITS	NOMINAL COOLING CAP. BTUH, (kW)	NOMINAL HEATING CAP. BTUH, (kW)
S1CG9000/S1HG9000	1	9,000 (2.6)	9,000 (2.6)
S1CG2000/S1HG2000	1	12,000 (3.5)	11,400 (3.3)
S1CG8000/S1HG8000	1	18,000 (5.2)	17,600 (5.2)
S1CG4000/S1HG4000	1	24,000 (7.0)	20,800 (6.1)
S1CG3000	1	30,000 (8.8)	N/A
S1CG6000	1	36,000 (10.5)	N/A

### Comfort Features:

- Standard cooling operation down to 60°F (15°C) outside temperature
- Standard heat pump operation down to 0°F (-18°C) outside temperature
- Application flexibility with 100' (30.5 m) of interconnect refrigerant piping, supporting 35' (10.6 m) of elevation difference on 18,000 to 36,000 units, and 50' (15.2 m) of piping supporting 20' (6.1 m) of elevation on 9,000 and 12,000 units
- Side discharge cabinet with durable injection molded base and enclosed compressor compartment for reduced noise
- Coil ground clearance of 12" (0.3 m) provides added protection from the environment year round
- Front access to key components for ease of service
- Environmentally friendly R-410A refrigerant
- Easy access connections for refrigerant gauges
- Corrosion resistant, powder-coated steel cabinet with PVC coated wire guard coil protection
- One year parts, five year compressor warranty

### Options:

- Low Ambient kits - field installed for operation down to 32°F (0°C) or 0°F (-18°C)
- Hard Start Kit - assists compressor start-up under abnormal conditions such as low voltage (standard on heat pumps)
- 115V (9,000–12,000 BTUH, 2.6–3.5 kW)  
Consult factory for availability
- Copper/Copper coils (sea coast use)
- Condenser coil corrosion protection coating
- Hail Guard/Wind Baffle/Architectural Louver

## Dual Zone Side Discharge Condensers

- **Dual Zone S2C Series Cooling**  
(18,000 - 24,000 BTUH, 5.2 - 7.0 kW)
- **Dual Zone S2H Series Heat Pump**  
(18,000 - 24,000 BTUH, 5.2 - 7.0 kW)

DUAL ZONE			
MODEL	NUMBER OF CIRCUITS	NOMINAL COOLING CAP. BTUH, (kW)	NOMINAL HEATING CAP. BTUH, (kW)
S2CH9900	2	18,000 (5.3)	NA
S2CH9200	2	21,000 (6.1)	NA
S2CH2200	2	24,000 (7.0)	NA
S2HH9900	2	18,000 (5.3)	17,400 (5.1)
S2HH9200	2	21,000 (6.1)	19,200 (5.6)
S2HH2200	2	24,000 (7.0)	21,000 (6.1)

### Comfort Features:

- Standard cooling operation down to 60°F (15°C) outside temperature
- Standard heat pump operation down to 0°F (-18°C) outside temperature
- Application flexibility with 50' (15.2 m) of interconnect refrigerant piping, supporting 20' (6.1 m) of elevation difference
- Side discharge cabinet with durable injection molded base and enclosed compressor compartment for reduced noise
- Coil ground clearance of 12" (0.3 m) provides added protection from the environment year round
- Front access to key components for ease of service
- Environmentally friendly R-410A refrigerant
- Easy access connections for refrigerant gauges
- Corrosion resistant, powder-coated steel cabinet with PVC coated wire guard coil protection
- Dual zone condensers and heat pumps have fully independent circuits with compressors on each circuit
- One year parts, five year compressor warranty

### Options:


- Low Ambient kits - field installed for operation down to 32°F (0°C) or 0°F (-18°C)
- Hard Start Kit - assists compressor start-up under abnormal conditions such as low voltage (standard on heat pumps)
- Copper/Copper coils (sea coast use)
- Condenser coil corrosion protection coating
- Hail Guard/Wind Baffle/Architectural Louver




*Side Discharge Condenser*




*Hail Guard/Wind Baffle Accessory*



*Independent Refrigerant Circuits*



*Service & Refrigerant Line Connections*



## Top Discharge Multi Zone Condensers

- **T2C, T3C & T4C Series Cooling**  
(27,000 - 48,000 BTUH, 7.9 - 14 kW)
- **T2H, T3H & T4H Series Heat Pump**  
(27,000 - 48,000 BTUH, 7.9 - 14 kW)

### Comfort Features:

- Standard heating operation down to 0°F (-18°C) outside temperature for T2H, T3H and T4H
- Standard cooling operation down to 60°F (15°C) outside temperature for T2C, T3C and T4C
- Up to 4 fully independent circuits
- Enhanced reliability with a compressor on each refrigerant circuit
- Application flexibility with 100' (30.5 m) of interconnect refrigerant piping, supporting 35' (10.6 m) of elevation difference on 18,000 to 24,000 circuits, and 50' (15.2 m) of piping, supporting 20' (6.1 m) of elevation on 9,000 and 12,000 circuits
- Environmentally friendly R-410A refrigerant
- Easy access connections for refrigerant gauges
- Corrosion resistant, powder-coated steel cabinet with PVC coated wire guard coil protection
- One year parts, five year compressor warranty

### MULTI ZONE

MODEL	NUMBER OF CIRCUITS	NOMINAL COOLING CAP. BTUH, (kW)	NOMINAL HEATING CAP. BTUH, (kW)
T2CG9800/T2HG9800	2	27,000 (7.9) / 27,000 (7.9)	NA / 25,000 (7.3)
T2CG8800/T2HG8800	2	36,000 (10.6) / 36,000 (10.6)	NA / 33,000 (9.7)
T2CG2400/T2HG2400	2	35,800 (10.5) / 35,800 (10.5)	NA / 32,400 (9.5)
T2CG4400/T2HG4400	2	47,500 (13.9) / 47,500 (13.9)	NA / 44,000 (12.9)
T3CG9990/T3HG9990	3	27,000 (7.9) / 27,000 (7.9)	NA / 25,500 (7.5)
T3CG9920/T3HG9920	3	30,000 (8.8) / 30,000 (8.8)	NA / 27,400 (8.0)
T3CG2220/T3HG2220	3	36,000 (10.6) / 36,000 (10.6)	NA / 31,200 (9.1)
T3CG9980/T3HG9980	3	36,000 (10.6) / 36,000 (10.6)	NA / 33,500 (9.8)
T3CG2240/T3HG2240	3	47,500 (13.9) / 47,500 (13.9)	NA / 42,800 (12.5)
T4CG9999/T4HG9999	4	36,000 (10.6) / 36,000 (10.6)	NA / 34,000 (10.0)
T4CG9992/T4HG9992	4	39,000 (11.4) / 39,000 (11.4)	NA / 35,900 (10.5)
T4CG9922/T4HG9922	4	42,000 (12.3) / 42,000 (12.3)	NA / 37,800 (11.1)
T4CG2222/T4HG2222	4	48,000 (14.1) / 48,000 (14.1)	NA / 41,500 (12.1)

### Options:

- For T2C/T2H units, 2 circuits with nominal capacity choices of 9,000, 12,000, 18,000 and 24,000 BTUH (2.6, 3.5, 5.2 and 7.0 kW) are available
- For T3C/T3H units, 3 circuits with nominal capacity choices of 9,000, 12,000, 18,000 and 24,000 BTUH (2.6, 3.5, 5.2 and 7.0 kW) are available
- For T4C/T4H units, 4 circuits with nominal capacity choices of 9,000 and 12,000 BTUH (2.6 and 3.5 kW) are available
- Low Ambient Kit - field installed for operation down to 32°F (0°C) outside temperature (T2C, T3C, T4C only)
- Hard Start Kit - assists compressor start-up under abnormal conditions such as low voltage (T2C, T3C, T4C only)
- Condenser Coil Corrosion Protection Coating
- Copper/Copper coils (sea coast use)
- Hail Guard/Wind Baffle/Architectural Louver

### SYSTEM CAPACITY GUIDE

Example: T2CG9800

Zone 1	Zone 2	Zone 3	Zone 4
9	8	0	0

**Individual Zone Capacity:**

- 9 = 9,000
- 2 = 12,000
- 8 = 18,000
- 4 = 24,000

Empty Zone = 0

— See Model Numbers for Specific Offerings —



## CAF Chilled Water Cassette Air Handler

(8,000 - 36,000 Btuh, 2.6 - 10.5 kW)

### Comfort Features:

- Factory installed condensate pump with 30" lift
- Easily configured for fresh air or remote discharge with knockouts
- Four way motorized discharge vanes sweep large area (18 – 36 models)
- Hot water coils available on all units except 12,000 Btuh

### Options & Accessories:

- 24V remote wall thermostat
- Infrared Microprocessor Control
- Optional electric heat



### CAF CHILLED WATER CASSETTE CAPACITIES

COOLING CAPACITY		CHILLED WATER INLET/OUTLET °F								OPTIONAL ELECTRIC HEAT (208/230V)	
MODEL	AIR ON °F DB/50% RH	40/50°F				45/55°F					
		TOTAL CAPACITY BTUH/KW	SENSIBLE CAPACITY BTUH/KW	FLOW GPM	P.D. FT. H <sub>2</sub> O	TOTAL CAPACITY BTUH/KW	SENSIBLE CAPACITY BTUH/KW	FLOW GPM	P.D. FT. H <sub>2</sub> O		
08	72	5460 (1.6)	5460 (1.6)	1.2	6.7	4780 (1.4)	4440 (1.3)	1.1	5.4	1.5 kW	
	75	6480 (1.9)	6140 (1.8)	1.4	9.0	5460 (1.6)	5460 (1.6)	1.2	6.4		
	80	9550 (2.8)	7170 (2.1)	2.1	17.0	7500 (2.2)	6480 (1.9)	1.7	11.7		
12	72	7850 (2.3)	7510 (2.2)	1.7	4.3	6480 (1.9)	6140 (1.8)	1.4	2.7		
	75	10580 (3.1)	8190 (2.4)	2.3	6.7	8190 (2.4)	7510 (2.2)	1.8	4.0		
	80	14670 (4.3)	9550 (2.8)	3.3	12.0	12280 (3.6)	8530 (2.5)	2.7	8.7		
18	72	13480 (4.0)	12520 (3.7)	2.7	3.7	10100 (3.0)	10100 (3.0)	2.0	2.2		3.0 kW
	75	17310 (5.1)	13850 (4.1)	3.5	5.8	11670 (3.4)	11640 (3.4)	2.3	3.0		
	80	23410 (6.9)	15870 (4.7)	4.7	9.0	17810 (5.2)	13780 (4.0)	3.6	6.0		
20	72	15050 (4.4)	14570 (4.3)	3.0	4.6	11670 (3.4)	11630 (3.4)	2.3	3.0		
	75	19140 (5.6)	15930 (4.7)	3.8	6.4	13510 (4.0)	13470 (3.9)	2.7	3.7		
	80	26650 (7.8)	18390 (5.4)	5.3	11.1	19990 (5.9)	15970 (4.7)	4.0	6.8		
33	72	26310 (7.7)	21260 (6.2)	5.3	8.5	17610 (5.2)	17570 (5.1)	3.5	5.3	5.0 kW	
	75	32070 (9.4)	23500 (6.9)	6.4	13.0	23060 (6.8)	19790 (5.8)	4.6	7.4		
	80	41760 (12.2)	26920 (7.9)	8.4	19.2	33130 (9.7)	23300 (6.8)	6.6	14.2		
36	72	28490 (8.3)	23300 (6.8)	5.7	10.3	19210 (5.6)	19170 (5.6)	3.8	6.0		
	75	34700 (10.2)	25690 (7.5)	6.9	15.1	24910 (7.3)	21700 (6.4)	5.0	8.1		
	80	45810 (13.4)	29480 (8.6)	9.2	21.0	35830 (10.5)	25450 (7.5)	7.2	15.7		

### CAF HOT WATER CASSETTE CAPACITIES

HEATING CAPACITY		HOT WATER INLET/OUTLET °F		
MODEL	AIR ON °F DB/50% RH	(HOT WATER 180°F INLET/160°F OUTLET)		
		TOTAL CAPACITY BTUH/KW	FLOW GPM	P.D. FT. H <sub>2</sub> O
08	50°	19800 (5.8)	2	10.0
	60°	17100 (5.0)	1.7	8.4
	70°	14000 (4.1)	1.4	6.7
18/20	50°	46060 (13.5)	4.7	10.9
	60°	41930 (12.3)	4.3	9.4
	70°	37770 (11.1)	3.8	8.1
33/36	50°	62500 (18.3)	6.4	10.8
	60°	56940 (16.7)	5.8	9.2
	70°	51350 (15.0)	5.2	7.3

## CCP Chilled Water Ceiling Mounted Air Handler



## CCP Chilled Water Ceiling Mounted Air Handler

(9,000 - 48,000 Btuh, 2.6 - 14.1 kW)

### Comfort Features:

- Standard 24V control
- Fresh air intake

### Options & Accessories:

- Infrared thermostat with hand held remote
- Condensate Pump (field installed)
- Chilled Water Control Valve (field installed)
- Wiring for normally closed/power open valve (24V ac, 20VA max. or 8VA max. on units with condensate pumps)
- Open wire electric heaters in all sizes (all with automatic reset high temperature cutout and redundant high temperature fuse link)
- Hydronic heat coil with sweat connections (consult factory)

### CCP CHILLED CEILING MOUNTED CAPACITIES

COOLING CAPACITY	ALL CAPACITIES BASED ON HIGH SPEED FAN AND 80°F DRY BULB / 67°F WET BULB ENTERING AIR TEMP.					OPTIONAL ELECTRIC HEAT (208/230V)	
	MODEL	TOTAL CAPACITY BTUH/kW	SENSIBLE CAPACITY BTUH/kW	FLUID TEMP.	FLUID FLOW		P.D. FT. H <sub>2</sub> O
09/12		7800 (2.3)	7300 (2.1)	45	1	3.0	3.0 kW
		10900 (3.2)	8800 (2.6)	45	2	5.3	
		13300 (3.9)	9800 (2.9)	45	3	8.8	
		9000 (2.6)	7800 (2.3)	40	1	3.0	
		12700 (3.7)	9500 (2.8)	40	2	5.3	
		15600 (4.6)	10700 (3.1)	40	3	8.8	
18/24		17400 (5.1)	15000 (4.4)	45	3	3.4	5.0 kW
		22500 (6.6)	17200 (5.0)	45	5	10.1	
		19000 (5.6)	15100 (4.4)	40	3	3.4	
24/30		26600 (7.8)	19700 (5.8)	40	5	10.1	7.0 kW
		21600 (6.3)	17000 (5.0)	45	3	4.8	
		26750 (7.8)	19500 (5.7)	45	4.5	10.2	
		29500 (8.6)	20600 (6.0)	45	6	17.2	
		25000 (7.3)	18600 (5.5)	40	3	4.8	
36/42, 48		31000 (9.1)	21500 (6.3)	40	4.5	10.2	7.0 kW
		35000 (10.3)	23000 (6.7)	40	6	17.2	
		34512 (10.1)	28430 (8.3)	45	4	6.4	
		42872 (12.6)	32080 (9.4)	45	6	13.3	
		47364 (13.9)	33977 (10.0)	45	8	22.6	
		39081 (11.5)	30341 (8.9)	40	4	6.4	
	49981 (14.6)	35067 (10.3)	40	6	13.5		
	56292 (16.5)	37832 (11.1)	40	8	22.8		

### CCP HOT WATER CEILING MOUNTED CAPACITIES

HEATING CAPACITY		SINGLE STAGE HEATING ONLY		
MODEL	EWT °F	TOTAL CAPACITY BTUH/kW	FLOW GPM	P.D. FT. H <sub>2</sub> O
09/12	140	14500 (4.2)	2	3.4
	180	22900 (6.7)	2	3.4
18/24	140	27200 (8.0)	4	5.2
	180	43200 (12.7)	4	5.2
30	140	29800 (8.7)	4	5.2
	180	47300 (13.9)	4	5.2
36/42, 48	140	40300 (11.8)	4	6.1
	180	64100 (18.8)	4	6.1

## WCP Chilled Water High Wall Air Handler

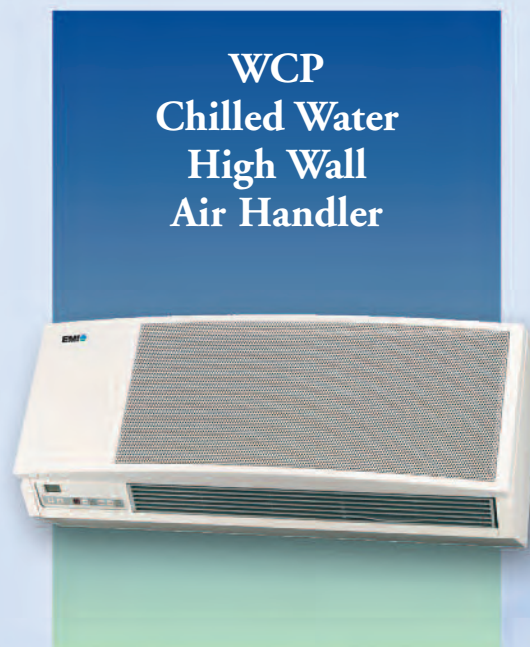
(9,000 - 30,000 Btuh, 2.6 - 8.8 kW)

### Comfort Features:

- Relays and connections for chilled water supply
- Unit mounted digital controls as standard:
  - Large 3/4" LCD display
  - Anti-short cycle protection
  - Fan purge (fan remains on for 60 seconds after heat/cool call dropped for improved efficiency)
- Auto/high/low fan operation
- Low volt transformer

### Options & Accessories:

- Hand held infrared remote controller (a separate hand held remote controller used to command the on-board controls)
- Field installed condensate pump
- 24V remote thermostat with controls and relays
- Chilled water control valve (N/C 24V ac, 20VA max. or 8 VA max. on units with condensate pumps)
- Electric heat with automatic reset high temperature cutout and redundant high temperature fuse link



WCP CHILLED HIGH WALL CAPACITIES						
COOLING CAPACITY	ALL CAPACITIES BASED ON HIGH SPEED FAN AND 80°F DRY BULB / 67°F WET BULB ENTERING AIR TEMP.					OPTIONAL ELECTRIC HEAT (208/230V)
MODEL	TOTAL CAPACITY BTUH/kW	SENSIBLE CAPACITY BTUH/kW	FLUID TEMP.	FLUID FLOW	P.D. FT. H <sub>2</sub> O	
09/12	7375 (2.2)	6732 (2.0)	45	1	0.8	3.0 kW
	10801 (3.2)	8272 (2.4)	45	2	3.8	
	13270 (3.9)	9279 (2.7)	45	3	8.0	
	8387 (2.5)	7189 (2.1)	40	1	0.8	
	12481 (3.7)	8950 (2.6)	40	2	3.9	
	15643 (4.6)	10304 (3.0)	40	3	8.1	
15/18	15624 (4.6)	13477 (3.9)	45	2	4.4	3.0 kW
	19761 (5.8)	15367 (4.5)	45	3	9.1	
	17724 (5.2)	14379 (4.2)	40	2	4.5	
	23073 (6.8)	16763 (4.9)	40	3	9.3	
24/30	20563 (6.0)	17564 (5.1)	45	3	2.3	5.0 kW
	29031 (8.5)	21178 (6.2)	45	6	8.3	
	32320 (9.5)	22539 (6.6)	45	9	17.7	
	23600 (6.9)	18887 (5.5)	40	3	2.4	
	34400 (10.1)	23423 (6.9)	40	6	8.4	
	38790 (11.4)	25351 (7.4)	40	9	17.9	

## EMI and the Buy American Act

ECR International manufactures ductless split system air conditioners in the United States under the EMI (Enviromaster) brand. The single and dual zone condensers, wall, cassette and universal air handlers when designated with a (-U) extension are manufactured in the Utica, New York facility.

In addition, EMI's top discharge condensers are also manufactured in the Utica facility. These products comply with "The American Recovery and Reinvestment Act" under the manufactured goods portion of Section 1605, or as COTS (commercially off the shelf items).



For complete product information, please refer to individual unit specifications, installation and operation manual, and other product literature. Due to on-going product development, specifications are subject to change without notice.

**Enviromaster International**  
2201 Dwyer Ave., • Utica, NY 13501  
Phone: 800-325-5479 • Fax: 866-432-7329  
E-Mail: [emi@enviromaster.com](mailto:emi@enviromaster.com)  
Web: [www.enviromaster.com](http://www.enviromaster.com)



**Contractor Assistance:**  
**800-325-5479**