

VPAC/VPHP

Vertical Stack
Package Terminal
Air Conditioners for
New Construction
and Renovation.



Achieve Maximum Comfort, Space With The VPAC/VPHP

Space Savings With More Room To Live In


The VPAC/VPHP vertical stack package terminal air conditioner allows design flexibility in new construction or renovation projects. Available as a straight cool model (VPAC) or heat pump model (VPHP), this unit is ideal for hotel/motel, extended care and assisted living facilities, as well as apartments or any suite layout. The VPAC/VPHP offers new options to room configuration.

Traditionally, through-the-wall air conditioning units were positioned below windows. The closet concealed VPAC/VPHP frees up this valuable space for other uses. Condition interior or adjoining rooms with just one VPAC/VPHP unit. The ducting capabilities of the VPAC/VPHP offer design freedom without sacrificing comfort or economy. The VPAC/VPHP may also be installed with a soffit concealed duct to deliver air to an additional location in a large room or to an adjacent room in a suite.

Quiet Operation And Comfort

The VPAC/VPHP is completely concealed in an enclosure which dramatically reduces sound levels. The unit's vertical discharge allows ducting to the top of the room for the best circulation and elimination of cold drafts on occupants. Discharge air grills may be placed to direct air in the best pattern for the room while intake grills may be located on either of the two sides of the enclosure to optimize room space. Choice of control box location adds flexibility and ease of access for installation and serviceability.



 *In multi-floored buildings, the ability to stack the VPAC units simplifies layout and cuts the cost of electric service.*



Utilization and Economy

Features & Options


Unique Condensate Removal System

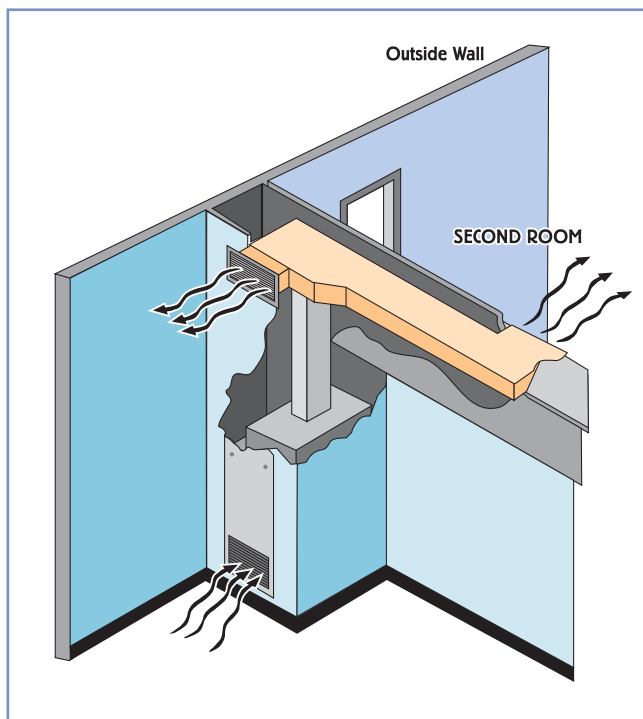
The VPAC/VPHP features an extremely effective and efficient condensate removal system. The units incorporates a slinger ring for positive condensate re-evaporation. The VPAC/VPHP design eliminates the concern over building damage caused by condensate drainage or leakage and eliminates the need for a central condensate drain unlike competitor's units.


Ideal As Replacements

The VPAC/VPHP with field modifications may be used as replacements for Carrier 50 QT/ET, Armstrong Magic Pac, and Singer Vertical PTAC models.



 The VPAC offers Assisted Living Facilities the benefits of individual comfort control and energy economy.



 The closet concealed VPAC can provide conditioned air to a second room using a soffit concealed duct.

Standard Features

- Dual Motors for reduced sound levels
- Each VPAC/VPHP is equipped for a 24 volt wall thermostat connection. A plug connection is located at the control box location (right, left or front mount).
- All 208/230 volt models supplied with a line cord with proper plug to match the outlet servicing the unit.
- Manual fresh air damper
- Slinger ring for positive condensate re-evaporation
- Wall sleeve and anodized aluminum condenser louver
- Universal Microprocessor Board for straight cool electric, hydronic heat or cooling/heat pump operation. Features include fan purge, anti-short cycle protection, random start timer, freeze protection, low ambient lockout and test operation. Compatible with fossil fuel, electric heat, mercury or electronic thermostats.

Options

- Hydronic Heat Package - consult factory
- Supplemental Electric Heat
- Return Air Access Panel with Frame and Filter
- Painted Condenser Louver
- Remote Thermostat - Mercury Bulb or Digital
- Disposable Return Air Filters
- Casters - For Ease of Service and Maneuverability
- 265/277 volt (Hard Wired)
- Disconnect Switch
- Energy Management System (EMS) Relay

VPAC/VPHP Specifications

Performance Data

| UNITS SIZE | COOLING BTU/H | SENSIBLE HEAT RATIO | EER'S | HEAT PUMP BTU/H | COP | MAXIMUM .10 | EXTERNAL .20 | STATIC .30 | OUTSIDE AIR WITH MANUAL DAMPER |
|------------|---------------|---------------------|-------|-----------------|------|-------------|--------------|------------|--------------------------------|
| 9 | 9,000 | 0.74 | 9.1 | 8,800 | 2.8 | 330 | 300 | 250 | 30 |
| 12 | 11,500 | 0.73 | 8.8 | 11,500 | 3.1 | 440 | 385 | 350 | 35 |
| 15 | 15,600 | 0.69 | 9.0 | 14,000 | 3.0 | 525 | 490 | 460 | 45 |
| 17 | 17,800 | 0.65 | 8.6 | 17,000 | 2.7 | 525 | 490 | 460 | 50 |
| 19 | 19,200 | 0.67 | 10.0 | 18,000 | *3.0 | 525 | 490 | 460 | 50 |
| 24 | 23,200 | 0.67 | 9.0 | 18,500 | 2.7 | 710 | 650 | 600 | 60 |

*Performance data is subject to change without notice. For the most current unit/system performance data, please refer to the Enviromaster International listing of certified products in the ARI directory, at www.aridirectory.org

Electrical Specifications

| MODEL | VOLTS/HZ/PH | COND FAN | | COMPRESSOR | | EVAP FAN | | TOTAL AMPS | MINIMUM VOLTS | MCA | MAXIMUM FUSE | LINE CORD |
|-------|--------------|----------|-------|------------|-----|----------|------|------------|---------------|------|--------------|-----------|
| | | AMPS | HP | RLA | LRA | AMPS | HP | | | | | |
| 9 | 208/230/60/1 | 0.72 | 0.125 | 4.1 | 20 | 0.8 | 0.07 | 5.62 | 197 | 6.7 | 15 | 6-15P |
| | 265/60/1 | 0.70 | 0.125 | 3.35 | 18 | 0.7 | 0.08 | 4.72 | 240 | 5.6 | 15 | H-WIRE |
| 12 | 208/230/60/1 | 0.72 | 0.125 | 5.1 | 28 | 0.8 | 0.07 | 6.62 | 197 | 7.9 | 15 | 6-15P |
| | 265/60/1 | 0.70 | 0.125 | 4.25 | 26 | 0.7 | 0.08 | 5.62 | 240 | 6.7 | 15 | H-WIRE |
| 15 | 208/230/60/1 | 0.72 | 0.125 | 6.4 | 35 | 0.8 | 0.07 | 7.92 | 197 | 9.6 | 15 | 6-15P |
| | 265/60/1 | 0.70 | 0.125 | 5.4 | 32 | 0.7 | 0.08 | 6.77 | 240 | 8.2 | 15 | H-WIRE |
| 17 | 208/230/60/1 | 1.2 | 0.25 | 7.4 | 48 | 1.0 | 0.15 | 9.6 | 197 | 11.5 | 15 | 6-15P |
| | 265/60/1 | 0.70 | 0.33 | 6.5 | 44 | 0.7 | 0.08 | 7.9 | 240 | 9.5 | 15 | H-WIRE |
| 19 | 208/230/60/1 | 1.0 | 0.25 | 7.4 | 48 | 1.0 | 0.15 | 9.4 | 197 | 11.3 | 15 | 6-15P |
| | 265/60/1 | 0.70 | 0.33 | 6.5 | 44 | 0.7 | 0.08 | 7.9 | 240 | 9.5 | 15 | H-WIRE |
| 24 | 208/230/60/1 | 1.0 | 0.25 | 9.6 | 60 | 1.5 | 0.25 | 12.1 | 197 | 14.5 | 20 | 6-20P |
| | 265/60/1 | 1.2 | 0.25 | 8.2 | 58 | 1.5 | 0.25 | 10.9 | 240 | 13.0 | 20 | H-WIRE |

Optional Electric Heat Specifications

| MODEL | HEATER NUMBER | VOLTS | WATTS | BTU/H | AMPS | TOTAL | MCA | FUSE | LINE CORD |
|---------|---------------|--------|--------|--------|------|-------|------|--------|-----------|
| 9-15 | 3 | 208 | 2,454 | 8,400 | 11.8 | 12.6 | 15.5 | 20 | 6-20P |
| | | 230 | 3,000 | 10,300 | 13.0 | 13.8 | 17.1 | 20 | 6-20P |
| | | 265 | 3,983 | 13,600 | 15.0 | 15.7 | 19.5 | 20 | H-WIRE |
| | 4 | 208 | 3,271 | 11,200 | 15.7 | 16.5 | 20.5 | 25 | 6-30P |
| | | 230 | 4,000 | 13,700 | 17.4 | 18.2 | 22.5 | 25 | 6-30P |
| | | 265 | 5,310 | 18,200 | 20.0 | 20.7 | 25.7 | 30 | H-WIRE |
| 5 | 208 | 4,089 | 14,000 | 19.7 | 20.5 | 25.4 | 30 | 6-30P | |
| | 230 | 5,000 | 17,100 | 21.7 | 22.5 | 28.0 | 30 | 6-30P | |
| 17-19 | 3 | 208 | 2,454 | 8,400 | 11.8 | 12.8 | 15.7 | 20 | 6-20P |
| | | 230 | 3,000 | 10,300 | 13.0 | 14.0 | 17.3 | 20 | 6-20P |
| | | 265 | 3,983 | 13,600 | 15.0 | 15.7 | 19.5 | 20 | H-WIRE |
| | 4 | 208 | 3,271 | 11,200 | 15.7 | 16.7 | 20.7 | 25 | 6-30P |
| | | 230 | 4,000 | 13,700 | 17.4 | 18.4 | 22.7 | 25 | 6-30P |
| | | 265 | 5,310 | 18,200 | 20.0 | 20.7 | 25.7 | 30 | H-WIRE |
| 5 | 208 | 4,089 | 14,000 | 19.7 | 20.7 | 25.6 | 30 | 6-30P | |
| | 230 | 5,000 | 17,100 | 21.7 | 22.7 | 28.2 | 30 | 6-30P | |
| 19 ONLY | 7 | 208 | 5,725 | 19,600 | 27.5 | 28.5 | 35.4 | 40 | H-WIRE |
| | | 230 | 7,000 | 23,900 | 30.4 | 31.4 | 39.0 | 40 | H-WIRE |
| 24 | 3 | 208 | 2,454 | 8,400 | 11.8 | 13.3 | 16.2 | 20 | 6-20P |
| | | 230 | 3,000 | 10,300 | 13.0 | 14.5 | 17.8 | 20 | 6-20P |
| | | 265 | 3,983 | 13,600 | 15.0 | 16.5 | 20.3 | 25 | H-WIRE |
| | 4 | 208 | 3,271 | 11,200 | 15.7 | 17.2 | 21.2 | 25 | 6-30P |
| | | 230 | 4,000 | 13,700 | 17.4 | 18.9 | 23.2 | 25 | 6-30P |
| | | 265 | 5,310 | 18,200 | 20.0 | 21.5 | 26.5 | 30 | H-WIRE |
| | 5 | 208 | 4,089 | 14,000 | 19.7 | 21.2 | 26.1 | 30 | 6-30P |
| | | 230 | 5,000 | 17,100 | 21.7 | 23.2 | 28.7 | 30 | 6-30P |
| | | 265 | 6,638 | 22,700 | 25.0 | 26.5 | 32.8 | 35 | H-WIRE |
| | 7 | 208 | 5,725 | 19,600 | 27.5 | 29.0 | 35.9 | 40 | H-WIRE |
| | | 230 | 7,000 | 23,900 | 30.4 | 31.9 | 39.5 | 40 | H-WIRE |
| | 10 | 208 | 8,178 | 28,000 | 39.3 | 40.8 | 50.6 | 60 | H-WIRE |
| 230 | | 10,000 | 34,200 | 43.5 | 45.0 | 55.8 | 60 | H-WIRE | |

Note: For complete information on MCA and total amps, refer to the unit rating plate for your specific unit size.

Hydrocoil Specifications*

| MODEL | CFM | GPM | H2O TEMP | BTU/H | PRESSURE DROP FT. WG |
|-------|-----|-----|----------|--------|----------------------|
| 9 | 300 | 1 | 180 | 11,100 | 1.0 |
| | 300 | 2 | 180 | 11,200 | 4.0 |
| | 300 | 3 | 180 | 11,700 | 8.7 |
| 12 | 300 | 1 | 180 | 11,500 | 1.0 |
| | 300 | 2 | 180 | 13,000 | 4.0 |
| | 300 | 3 | 180 | 13,600 | 8.7 |
| 15 | 400 | 1 | 180 | 12,700 | 1.0 |
| | 400 | 2 | 180 | 14,500 | 4.0 |
| | 400 | 3 | 180 | 15,300 | 8.7 |
| 17/19 | 500 | 2 | 160 | 24,115 | 0.9 |
| | 500 | 4 | 160 | 28,610 | 3.3 |
| | 500 | 6 | 160 | 30,480 | 7.2 |
| | 500 | 2 | 180 | 29,740 | 0.9 |
| | 500 | 4 | 180 | 35,190 | 3.3 |
| | 500 | 6 | 180 | 37,440 | 7.0 |
| 24 | 650 | 2 | 160 | 29,800 | 0.9 |
| | 650 | 4 | 160 | 35,650 | 3.3 |
| | 650 | 6 | 160 | 38,100 | 7.2 |
| | 650 | 2 | 180 | 36,750 | 0.9 |
| | 650 | 4 | 180 | 43,850 | 3.3 |
| | 650 | 6 | 180 | 46,800 | 7.0 |

*Air on 70/58°F

Consult the factory for other product or project requirements. Refer to product specifications for available options and accessories.

- For complete product information, please refer to individual unit specifications, installation and operating manual, and other product literature.
- Due to ongoing product development, specifications are subject to change without notice.

EMI
Comfort Where It Counts.
An ISO 9001-2000 Certified Company
An ECR International Brand

ENVIROMASTER INTERNATIONAL LLC

5780 Success Drive • Rome, New York 13440
Telephone: 800-228-9364 • Fax: 800-232-9364

Email: emi@enviromaster.com

Web: www.enviromaster.com • www.retroaire.com



Member
ARI
1991



vpac 11/07