



Comfort Where It Counts.

CAC_36-S1CA6000
Cassette Air Handler
Single-Zone Cooling Only

Rev. 1.1 [09/07]

JOB NAME: _____ LOCATION: _____
PURCHASER: _____
ENGINEER: _____
SUBMITTED TO: _____ FOR: REFERENCE [] APPROVAL [] CONSTRUCTION []
SUBMITTED BY: _____ DATE: _____
UNIT DESIGNATION: SCHEDULE #: _____ MODEL #: _____

Manufacturer reserves the right to change these specifications at any time without incurring obligation.

Note: CAC_ = CACA and/or CACB



▲ **PERFORMANCE:** _____

Performance certified in accordance with ARI 210/240

COOLING

Indoor design conditions: 80°F Dry Bulb / 67°F Wet Bulb

Outdoor design conditions: 95°F

SYSTEM CAPACITIES					
Models		Cooling			
Indoor	Outdoor	Capacity	SEER	SHR	EER
CAC_36	S1CA6000	36,000 Btuh (10.5 kW)	13.0	0.74	12.0




CACA/CACB

▲ **STANDARD FEATURES:** _____

INDOOR UNIT:

- In ceiling mounted unit
- Connections for 24V remote wall thermostat
- Custom control board with anti-short cycle timer
- Relays and connectors to condensing unit
- Condensate Pump with 36" (0.9 m) lift – from base of unit
- 24V / 40VA Transformer
- Fans are backward curved impeller centrifugal design
- Twin fan w/fire retardant plastic impellers
- Fan purge for improved efficiency
- Freeze protection
- Motors are multispeed, enclosed type w/thermal protection and sealed lifetime bearings
- Permanent, washable filter (user accessible)
- Branch duct knockouts on three sides for remote discharge locations (Use up to 2 non-adjacent)
- Fresh air intake capability on three sides of cabinet
- Four plastic air vanes; motor driven w/auto sweep or fixed position stop setting
- Custom Control Board with 7-day, 4 event/day, Programmability (CACB36 only)
- Infrared Hand-Held Controller (CACB36 only)
- One year Limited Parts Warranty



S1CA



EMI ENGINEERING SUBMITTAL

Manufacturer reserves the right to change these specifications at any time without incurring obligation.

▲▼ STANDARD FEATURES: _____

OUTDOOR UNIT:

- Side Condenser Air Discharge Unit
- Internally Enhanced Copper Tube/Enhanced Aluminum Fin Outdoor Coil
- R-22 Refrigerant
- High Pressure Switch (*manual reset*)
- Coated Wire Grille Condenser Coil Protection and Fan Guard
- Five years Limited Compressor Warranty, One year Limited Parts Warranty

Please use check-box to select Options and Accessories.

▲▼ FACTORY INSTALLED OPTIONS: _____

INDOOR UNIT

Power Connection:

- 208/230-1-60

Electric Heat:

- None
- 5.0 kW (208/230 Volt)

OUTDOOR UNIT

Power Connection:

- 208/230-1-60

Condenser Coil:

- Copper Tube/ Copper Fin
- Copper Tube/ Post-Coat Aluminum Fin

▲▼ FIELD INSTALLED ACCESSORIES: _____

INDOOR UNIT

- 24 Volt Wall Thermostat

OUTDOOR UNIT

- Low Ambient Accessory Kit** for cooling operation to 32° F (0° C)
- Wind Baffle/Hail Guard, Architectural Louver Kit** allows Low Ambient cooling operation to 0° F (-18° C) when used with Ambient Accessory Kit
- Hard Start**

Refrigerant Line Sets

- 10'
- 25'
- 50'

EMI ENGINEERING SUBMITTAL CACA_36-S1CA6000

Manufacturer reserves the right to change these specifications at any time without incurring obligation.

ELECTRICAL SPECIFICATIONS

Indoor Unit	V-Ph-Hz	Voltage		Indoor Fan Motor		Heater		Unit FLA	MCA	MOCP
		Min	Max	RLA	HP	kW	Amps			
CAC_36	208/230-1-60	197	240	0.5, 0.5	0.1, 0.1	-	-	1.0	1.2	15
						5.00	21.74	22.7	28.3	30

Outdoor Unit	Power Supply V-1-60			Control* V-1-60	Compressor			Outdoor Fan Motor			Unit FLA	MCA	MOCP
	Volts	Min	Max		Qty	RLA	LRA	Qty	FLA	HP			
S1CA6000	208/230	197	240	24	1	11.8	78.0	1	1.8	0.33	13.6	16.6	25

Note: * - Control Voltage is supplied from the indoor unit. No separate supply required.

SOUND DATA

Unit	Sound dBA	
	High	Low
CAC_36	51	42
	68	
S1CA6000	68	

WEIGHT DATA

Unit	Weight, lbs (kg)
CAC_36	146 (66.2)
S1CA6000	210 (95)

Note: Sound data for indoor unit at high speed, 230 V
Sound data for outdoor unit at 230V

INTERCONNECTING TUBING SPECIFICATIONS

Indoor Unit	Outdoor Unit	Maximum Separation, Equivalent ft (m)	Maximum Elevation Difference, ft (m)	Liquid Line OD	Suction Line OD	Condensate Line ID
CAC_36	S1CA6000	100 (30.5)	35 (10.7)	3/8"	3/4"	1/2"

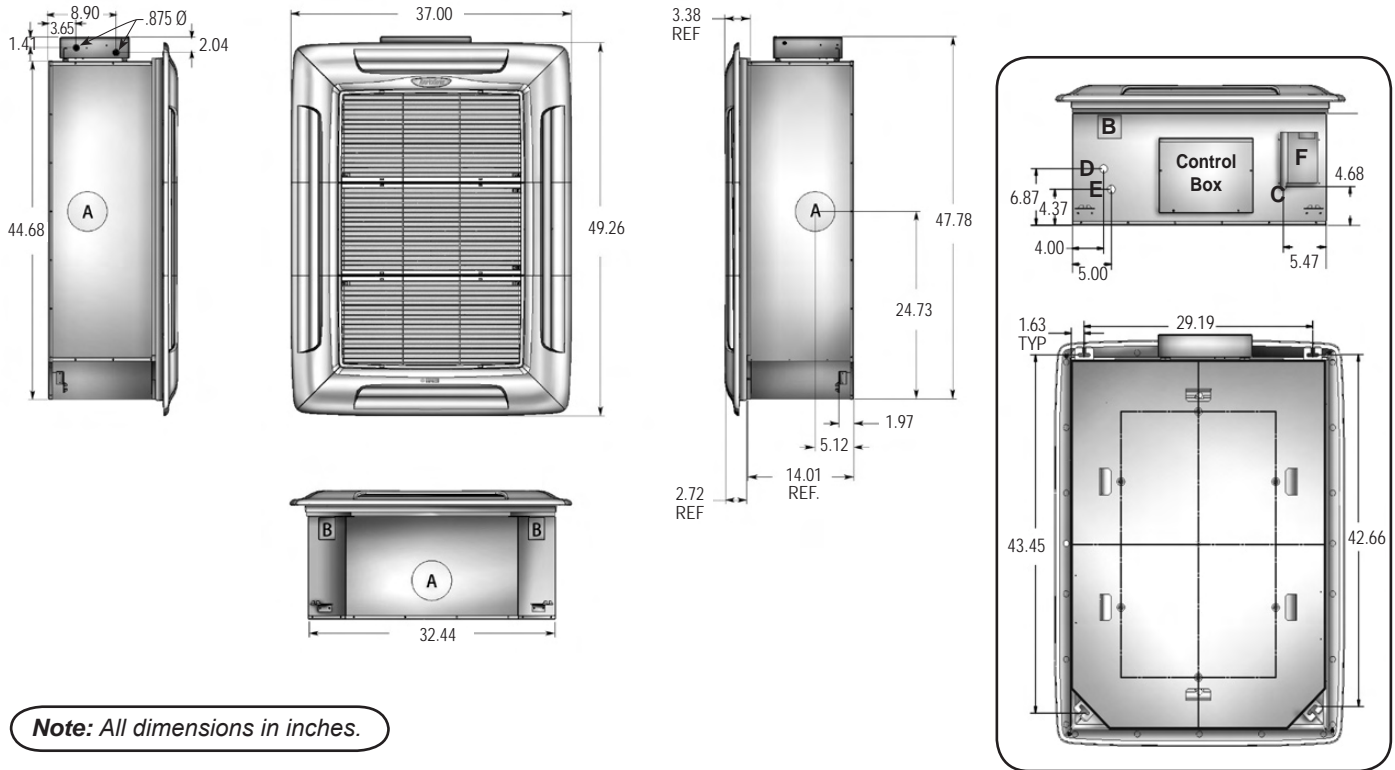
INDOOR AIR FLOW

Indoor Unit	CFM (l/s)		Coil	ft/min (m/s)	Air Throw, ft. (m)
	High Speed	Low Speed			
CAC_36	1,300 (614)	1,160 (548)	Dry	1,250 (6.4)	27 (8.2)

PHYSICAL DIMENSIONS

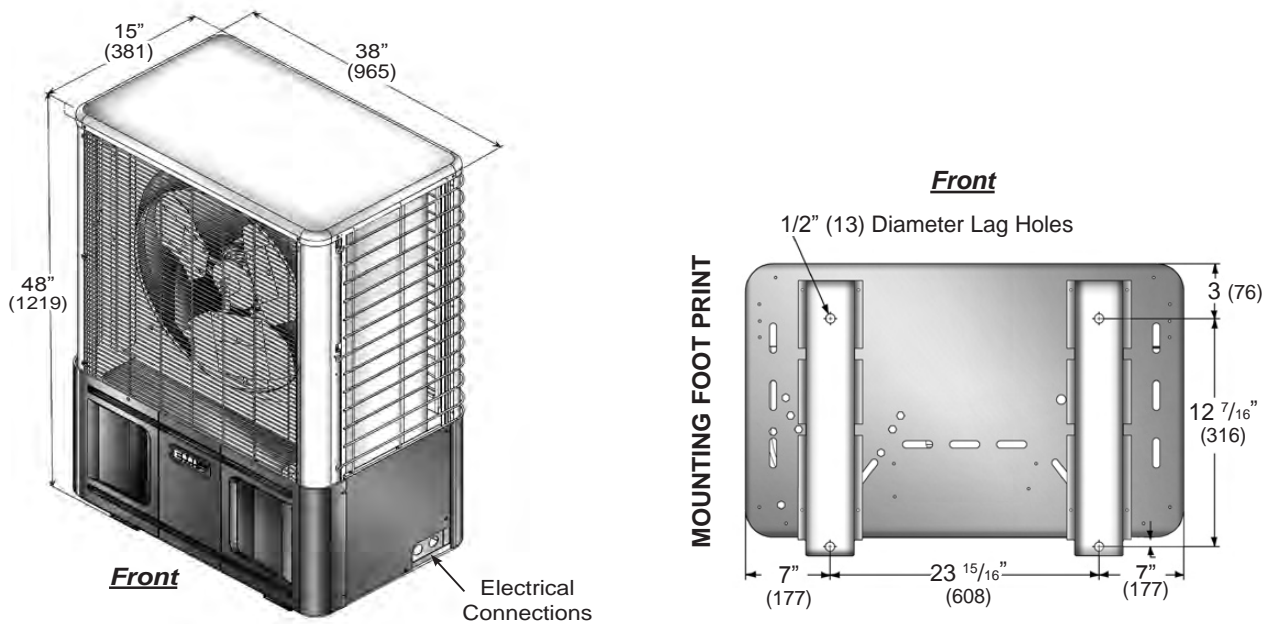
Manufacturer reserves the right to change these specifications at any time without incurring obligation.

INDOOR UNIT



Note: All dimensions in inches.

OUTDOOR UNIT



Note: Numbers in () are mm.