



Comfort Where It Counts.

CAH_24-S1HA8000
Cassette Air Handler
Single - Zone Heat Pump

Rev. 1.1 [09/07]

JOB NAME: _____ LOCATION: _____
PURCHASER: _____
ENGINEER: _____
SUBMITTED TO: _____ FOR: REFERENCE [] APPROVAL [] CONSTRUCTION []
SUBMITTED BY: _____ DATE: _____
UNIT DESIGNATION: SCHEDULE #: _____ MODEL #: _____

Manufacturer reserves the right to change these specifications at any time without incurring obligation.

Note: CAC_ = CACA and/or CACB



▲ PERFORMANCE: _____
Performance certified in accordance with ARI 210/240

COOLING


Indoor design conditions: 80°F Dry Bulb / 67°F Wet Bulb
Outdoor design conditions: 95°F

HEATING

Indoor design conditions: 70°F Dry Bulb / 57°F Wet Bulb
Outdoor design conditions (High): 47°F Dry Bulb / 43°F Dry Bulb
Outdoor design conditions (Low): 17°F Dry Bulb / 15°F Dry Bulb



CAHA/CAHB



S1HA

SYSTEM CAPACITIES					
Models		Cooling			
Indoor	Outdoor	Capacity	SEER	SHR	EER
CAH_24	S1HA8000	18,000 Btuh (5.3 kW)	13.0	0.78	12.0
		Heating			
		High Temperature	Low Temperature	HSPF	COP
		15,000 Btuh (4.4 kW)	8,800 Btuh (2.6 kW)	7.7	3.3

▲ STANDARD FEATURES: _____

INDOOR UNIT:

- In Ceiling Mounted
- Connections for 24V remote wall thermostat
- Custom control board with anti-short cycle timer
- Relays and connectors to condensing unit
- Condensate Pump with 36" (0.9 m) lift – from base of unit
- 24V / 40VA Transformer
- Fans are backward curved impeller centrifugal design
- Single fan with aluminum impeller



EMI ENGINEERING SUBMITTAL

Manufacturer reserves the right to change these specifications at any time without incurring obligation.

▲ **STANDARD FEATURES:**

INDOOR UNIT: *Continued*

- Fan purge for improved efficiency
- Freeze protection
- Motors are multispeed, enclosed type w/thermal protection and sealed lifetime bearings
- Permanent, washable filter (user accessible)
- Branch duct knockouts on three sides for remote discharge locations
- Fresh air intake capability on three sides of cabinet
- Four plastic air vanes; motor driven w/auto sweep or fixed position stop setting
- Custom Control Board with 7-day, 4 event/day, Programmability (CAHB24 only)
- Infrared Hand-Held Controller (CAHB24 only)
- One year Limited Parts Warranty

OUTDOOR UNIT:

- Single Zone, Heat Pump, Side Discharge Unit
- Standard Operating Low Ambient in Cooling 32 °F (0 °C)
- Internally Enhanced Copper Tube/Enhanced Aluminum Fin Outdoor Coil
- R-22 Refrigerant
- Suction Line Accumulator
- High Pressure Switch (*manual reset*)
- Factory Installed Compressor Start Assist Capacitor
- Coated Wire Grille Condenser Coil Protection and Fan Guard
- Five years Limited Compressor Warranty, One year Limited Parts Warranty

Please use check-box to select Options and Accessories.

▲ **FACTORY INSTALLED OPTIONS:**

INDOOR UNIT

Power Connection:

208/230-1-60

Electric Heat:

None

3.0 kW (208/230 Volt)

OUTDOOR UNIT

Power Connection:

208/230-1-60

Condenser Coil:

Copper Tube/ Copper Fin

Copper Tube/ Post-Coat Aluminum Fin

▲ **FIELD INSTALLED ACCESSORIES:**

INDOOR UNIT

24 Volt Wall Thermostat

OUTDOOR UNIT

Wind Baffle /Hail Guard, Architectural Louver Kit (required for cooling operation to 0° F (-18° C))

Refrigerant Line Sets

10'

25'

50'

EMI ENGINEERING SUBMITTAL CAH_24-S1HA8000

Manufacturer reserves the right to change these specifications at any time without incurring obligation.

ELECTRICAL SPECIFICATIONS

Indoor Unit	V-Ph-Hz	Voltage		Indoor Fan Motor		Heater		Unit FLA	MCA	MOCP
		Min	Max	RLA	HP	kW	Amps			
CAH_24	208/230-1-60	197	240	0.55	0.125	-	-	0.6	0.7	15
						3.0	13.04	13.6	17.0	20

Outdoor Unit	Power Supply V-1-60			Control* V-1-60	Compressor			Outdoor Fan Motor			Unit FLA	MCA	MOCP
	Volts	Min	Max		Qty	RLA	LRA	Qty	FLA	HP			
S1HA8000	208/230	197	240	24	1	5.4	36.0	1	0.8	0.125	6.2	7.6	15

Note: * - Control Voltage is supplied from the indoor unit. No separate supply required.

SOUND DATA

Unit	Sound dBA	
	High	Low
CAH_24	44	42
S1HA8000	62	

WEIGHT DATA

Unit	Weight, lbs (kg)
CAH_24	108 (49)
S1HA8000	156 (71)

Note: Sound data for indoor unit at high speed, 230 V
Sound data for outdoor unit at 230V

INTERCONNECTING TUBING SPECIFICATIONS

Indoor Unit	Outdoor Unit	Maximum Separation, Equivalent ft (m)	Maximum Elevation Difference, ft (m)	Liquid Line OD	Suction Line OD	Condensate Line ID
CAH_24	S1HA8000	100 (30.5)	35 (10.7)	3/8"	5/8"	1/2"

* CAH_24 Suction Connection size is 3/4" O.D. and must bush down at the CAH_24 Unit.

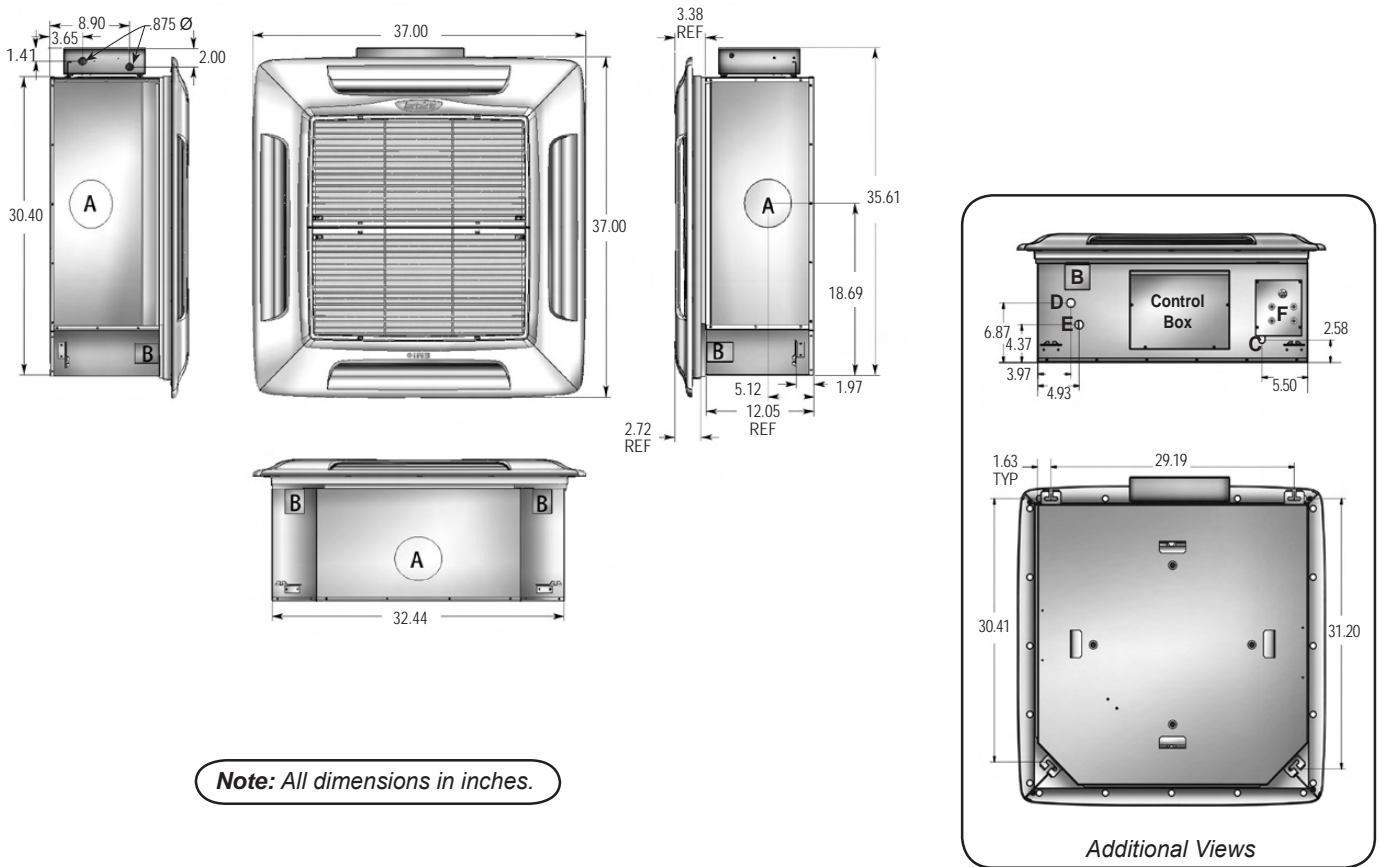
INDOOR AIR FLOW

Indoor Unit	CFM (l/s)		Coil
	High Speed	Low Speed	
CAH_24	700 (350)	620 (293)	Dry

PHYSICAL DIMENSIONS

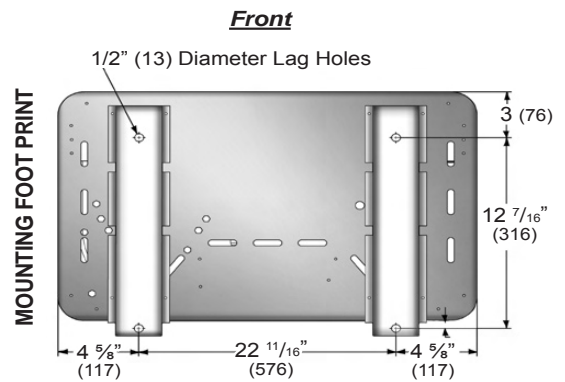
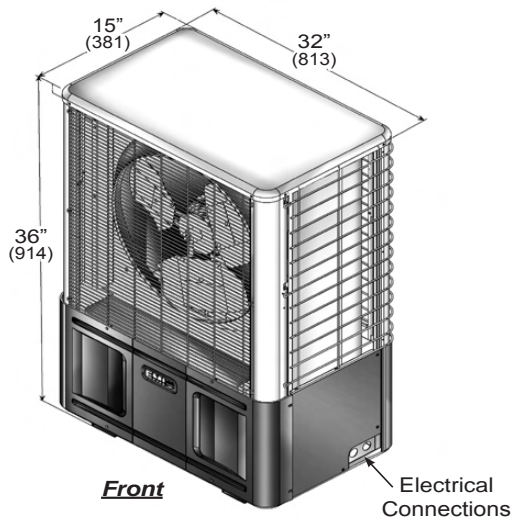
Manufacturer reserves the right to change these specifications at any time without incurring obligation.

INDOOR UNIT



Note: All dimensions in inches.

OUTDOOR UNIT



Note: Numbers in () are mm.