



Comfort Where It Counts.

CAH_24-S1CA4000
Cassette Air Handler
Single-Zone Cooling Only

Rev. 1.1 [09/07]

JOB NAME: _____ LOCATION: _____
PURCHASER: _____
ENGINEER: _____
SUBMITTED TO: _____ FOR: REFERENCE [] APPROVAL [] CONSTRUCTION []
SUBMITTED BY: _____ DATE: _____
UNIT DESIGNATION: SCHEDULE #: _____ MODEL #: _____

Manufacturer reserves the right to change these specifications at any time without incurring obligation.

Note: CAC_ = CACA and/or CACB



▲ PERFORMANCE: _____

Performance certified in accordance with ARI 210/240

COOLING

Indoor design conditions: 80°F Dry Bulb / 67°F Wet Bulb

Outdoor design conditions: 95°F

SYSTEM CAPACITIES					
Models		Cooling			
Indoor	Outdoor	Capacity	SEER	SHR	EER
CAH_24	S1CA4000	23,000 Btuh (6.7 kW)	13.0	0.67	11.8




CAHA/CAHB

▲ STANDARD FEATURES: _____

INDOOR UNIT:

- In ceiling mounted unit
- Connections for 24V remote wall thermostat
- Custom control board with anti-short cycle timer
- Relays and connectors to condensing unit
- Condensate Pump with 36" (0.9 m) lift – from base of unit
- 24V / 40VA Transformer
- Fans are backward curved impeller centrifugal design
- Single fan with aluminum impeller
- Fan purge for improved efficiency
- Freeze protection
- Motors are multispeed, enclosed type w/thermal protection and sealed lifetime bearings
- Permanent, washable filter (user accessible)
- Branch duct knockouts on three sides for remote discharge locations (Use up to 2 non-adjacent)
- Fresh air intake capability on three sides of cabinet
- Four plastic air vanes; motor driven w/auto sweep or fixed position stop setting
- Custom Control Board with 7-day, 4 event/day, Programmability (CAHB24 only)
- Infrared Hand-Held Controller (CAHB24 only)
- One year Limited Parts Warranty



S1CA



EMI ENGINEERING SUBMITTAL

Manufacturer reserves the right to change these specifications at any time without incurring obligation.

▲ **STANDARD FEATURES:**

OUTDOOR UNIT:

- Side Condenser Air Discharge Unit
- Internally Enhanced Copper Tube/Enhanced Aluminum Fin Outdoor Coil
- R-22 Refrigerant
- High Pressure Switch (*manual reset*)
- Coated Wire Grille Condenser Coil Protection and Fan Guard
- Five years Limited Compressor Warranty, One year Limited Parts Warranty

Please use check-box to select Options and Accessories.

▲ **FACTORY INSTALLED OPTIONS:**

INDOOR UNIT

Power Connection:

- 208/230-1-60

Electric Heat:

- None
- 3.0 KW (208/230 Volt)

OUTDOOR UNIT

Power Connection:

- 208/230-1-60

Condenser Coil:

- Copper Tube/ Copper Fin
- Copper Tube/ Post-Coat Aluminum Fin

▲ **FIELD INSTALLED ACCESSORIES:**

INDOOR UNIT

- 24 Volt Wall Thermostat

OUTDOOR UNIT

- Low Ambient Accessory Kit** for cooling operation to 32° F (0° C)
- Wind Baffle/Hail Guard, Architectural Louver Kit** allows Low Ambient cooling operation to 0° F (-18° C) when used with Low Ambient Accessory Kit
- Hard Start**

Refrigerant Line Sets

- 10'
- 25'
- 50'

EMI ENGINEERING SUBMITTAL CAH_24-S1CA4000

Manufacturer reserves the right to change these specifications at any time without incurring obligation.

ELECTRICAL SPECIFICATIONS

Indoor Unit	V-Ph-Hz	Voltage		Indoor Fan		Heater		Unit FLA	MCA	MOCP
		Min	Max	RLA	HP	kW	Amps			
CAH_24	208/230-1-60	197	240	0.55	0.125	-	-	0.6	0.7	15
						3.00	13.04	13.6	17.0	20

Outdoor Unit	Power Supply V-1-60			Control* V-1-60	Compressor			Outdoor Fan Motor			Unit FLA	MCA	MOCP
	Volts	Min	Max		Qty	RLA	LRA	Qty	FLA	HP			
S1CA4000	208/230	197	240	24	1	8.0	53.5	1	0.8	0.125	8.8	10.8	15

Note: * - Control Voltage is supplied from the indoor unit. No separate supply required.

SOUND DATA

Unit	Sound dBA	
	High	Low
CAH_24	44	42
	63	
S1CA4000	63	

Note: Sound data for indoor unit at high speed, 230 V
Sound data for outdoor unit at 230V

WEIGHT DATA

Unit	Weight, lbs (kg)
CAH_24	108 (49.1)
S1CA4000	156 (71)

INTERCONNECTING TUBING SPECIFICATIONS

Indoor Unit	Outdoor Unit	Maximum Separation, Equivalent ft (m)	Maximum Elevation Difference, ft (m)	Liquid Line OD	Suction Line OD	Condensate Line ID
CAH_24	S1CA4000	100 (30.5)	35 (10.7)	3/8"	3/4"	1/2"

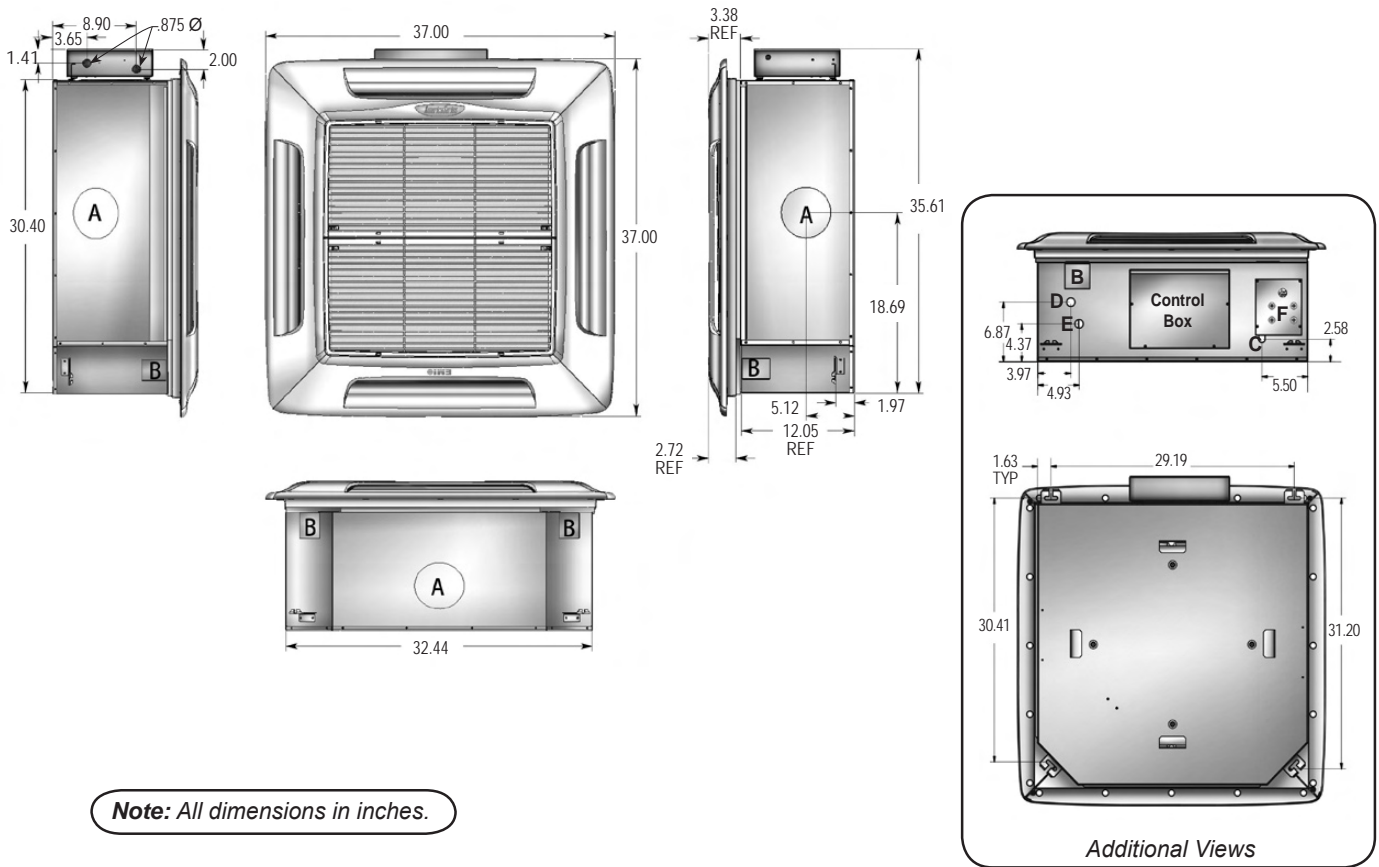
INDOOR AIR FLOW

Indoor Unit	CFM (l/s)		Coil	ft/min (m/s)	Air Throw, ft. (m)
	High Speed	Low Speed			
CAH_24	700 (330)	620 (293)	Dry	1,225 (6.2)	24 (7.3)

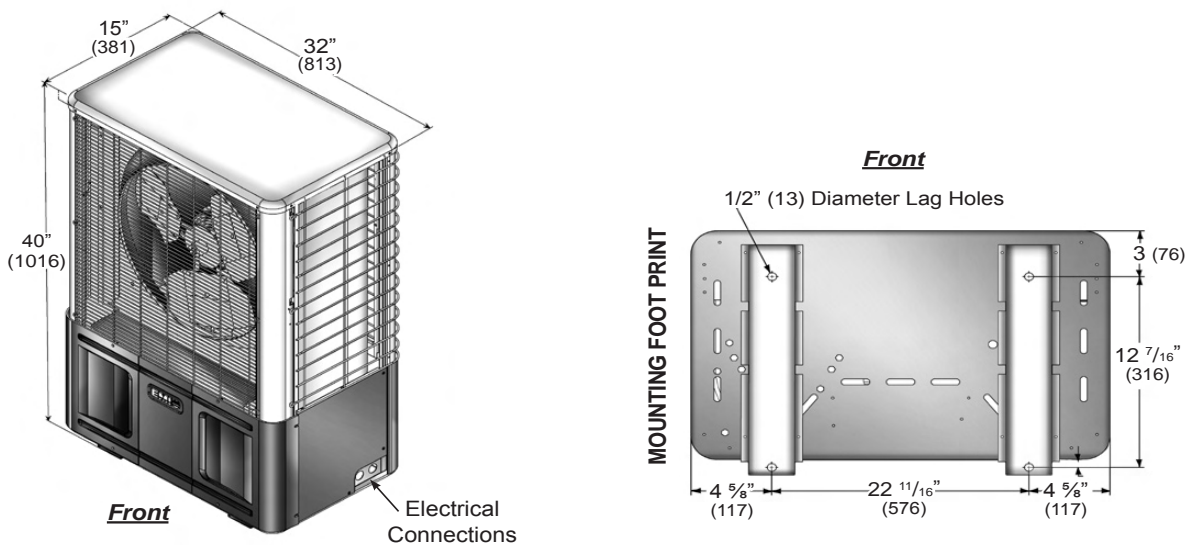
PHYSICAL DIMENSIONS

Manufacturer reserves the right to change these specifications at any time without incurring obligation.

INDOOR UNIT



OUTDOOR UNIT



Note: Numbers in () are mm.