



Comfort Where It Counts.

CAH\_12-S1CA2000  
Cassette Air Handler  
Single-Zone Cooling Only

Rev. 1.1 [09/07]

JOB NAME: \_\_\_\_\_ LOCATION: \_\_\_\_\_  
PURCHASER: \_\_\_\_\_  
ENGINEER: \_\_\_\_\_  
SUBMITTED TO: \_\_\_\_\_ FOR: REFERENCE [ ] APPROVAL [ ] CONSTRUCTION [ ]  
SUBMITTED BY: \_\_\_\_\_ DATE: \_\_\_\_\_  
UNIT DESIGNATION: SCHEDULE #: \_\_\_\_\_ MODEL #: \_\_\_\_\_

Manufacturer reserves the right to change these specifications at any time without incurring obligation.

Note: CAC\_ = CACA and/or CACB



▲ **PERFORMANCE:** \_\_\_\_\_

Performance certified in accordance with ARI 210/240

**COOLING**

Indoor design conditions: 80°F Dry Bulb / 67°F Wet Bulb

Outdoor design conditions: 95°F

SYSTEM CAPACITIES					
Models		Cooling			
Indoor	Outdoor	Capacity	SEER	SHR	EER
CAH_12	S1CA2000	11,800 Btuh (3.5 kW)	13.0	0.72	12.2




CAHA/CAHB

▲ **STANDARD FEATURES:** \_\_\_\_\_

**INDOOR UNIT:**

- In Ceiling Mounted
- Connections for 24V remote wall thermostat
- Custom control board with anti-short cycle timer
- Relays and connectors to condensing unit
- Condensate Pump with 36" (0.9 m) lift – from base of unit
- 24V / 40VA Transformer
- Fans are backward curved impeller centrifugal design
- Single fan w/fire retardant plastic impeller
- Fan purge for improved efficiency
- Freeze protection
- Motor is multispeed, enclosed type w/thermal protection and sealed lifetime bearings
- Permanent, washable filter (user accessible)
- Branch duct knockouts on three sides for remote discharge locations (Use up to 2 non-adjacent)
- Fresh air intake capability on two sides of cabinet
- Four plastic air vanes are equipped w/manually adjusted air vanes
- Custom Control Board with 7-day, 4 event/day, Programmability (CAHB12 only)
- Infrared Hand-Held Controller (CAHB12 only)
- One year Limited Parts Warranty



S1HA



EMI ENGINEERING SUBMITTAL

Manufacturer reserves the right to change these specifications at any time without incurring obligation.

▲ **STANDARD FEATURES:**

**OUTDOOR UNIT:**

- Side Condenser Air Discharge Unit
- Internally Enhanced Copper Tube/Enhanced Aluminum Fin Outdoor Coil
- R-22 Refrigerant
- Duratec Compressor Protection Package:
  - Suction Accumulator
  - Filter Drier
  - Loss of Charge Switch
- Coated Wire Grille Condenser Coil Protection and Fan Guard
- Five years Limited Compressor Warranty, One year Limited Parts Warranty

Please use check-box to select Options and Accessories.

▲ **FACTORY INSTALLED OPTIONS:**

**INDOOR UNIT**

**Power Connection:**

- 208/230-1-60

**Electric Heat:**

- None
- 1.5 kW (208/230 Volt)

**OUTDOOR UNIT**

**Power Connection:**

- 115-1-60
- 208/230-1-60

**Condenser Coil:**

- Copper Tube/ Copper Fin
- Copper Tube/ Post-Coat Aluminum Fin

▲ **FIELD INSTALLED ACCESSORIES:**

**INDOOR UNIT**

- 24 Volt Wall Thermostat

**OUTDOOR UNIT**

- Low Ambient Accessory Kit** for cooling operation to 32° F (0° C)
- Wind Baffle /Hail Guard, Architectural Louver Kit** allows Low Ambient operation to 0° F (-18° C) when used in conjunction with the Low Ambient Accessory Kit

- Crankcase Heater**

- Hard Start**

**Refrigerant Line Sets**

- 10'
- 25'
- 50'

**EMI ENGINEERING SUBMITTAL CAH\_12-S1CA2000**

*Manufacturer reserves the right to change these specifications at any time without incurring obligation.*

**ELECTRICAL SPECIFICATIONS**

Indoor Unit	V-Ph-Hz	Voltage		Indoor Fan		Heater		Unit FLA	MCA	MOCP
		Min	Max	RLA	HP	kW	Amps			
CAH_12	208/230-1-60	197	240	0.35	0.1	-	-	0.4	0.5	15
						1.5	6.52	6.9	8.6	15

Outdoor Unit	Power Supply V-1-60			Control* V-1-60	Compressor			Outdoor Fan Motor			Unit FLA	MCA	MOCP
	Volts	Min	Max		Qty	RLA	LRA	Qty	FLA	HP			
S1CA2000	115	104	126	24	1	8.4	44.0	1	1.4	0.125	9.8	11.9	20
	208/230	197	240	24	1	4.5	21.0	1	0.8	0.125	5.3	6.4	15

*Note: \* - Control Voltage is supplied from the indoor unit. No separate supply required.*

**SOUND DATA**

Unit	Sound dBA	
	High	Low
CAH_12	41	39
	59	
S1CA2000	59	

**WEIGHT DATA**

Unit	Weight, lbs (kg)
CAH_12	70 (31.8)
S1CA2000	98 (45)

*Note: Sound data for indoor unit at high speed, 230 V  
Sound data for outdoor unit at 230V*

**INTERCONNECTING TUBING SPECIFICATIONS**

Indoor Unit	Outdoor Unit	Maximum Separation, Equivalent ft (m)	Maximum Elevation Difference, ft (m)	Liquid Line OD	Suction Line OD	Condensate Line ID
CAH_12	S1CA2000	100 (30.5)	35 (10.7)	1/4"	1/2"	1/2"

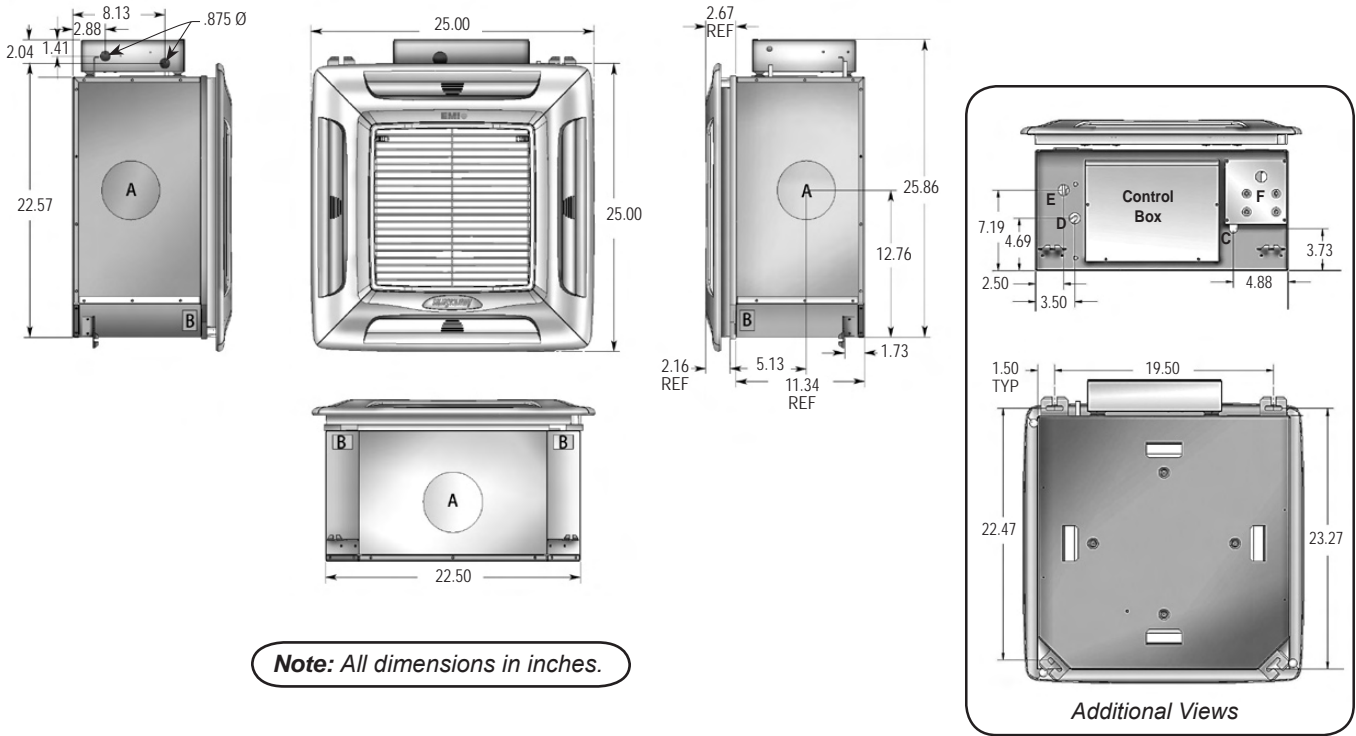
**INDOOR AIR FLOW**

Indoor Unit	CFM (l/s)		Coil	ft/min (m/s)	Air Throw, ft. (m)
	High Speed	Low Speed			
CAH_12	380 (180)	335 (158)	Dry	900 (4.6)	15 (4.6)

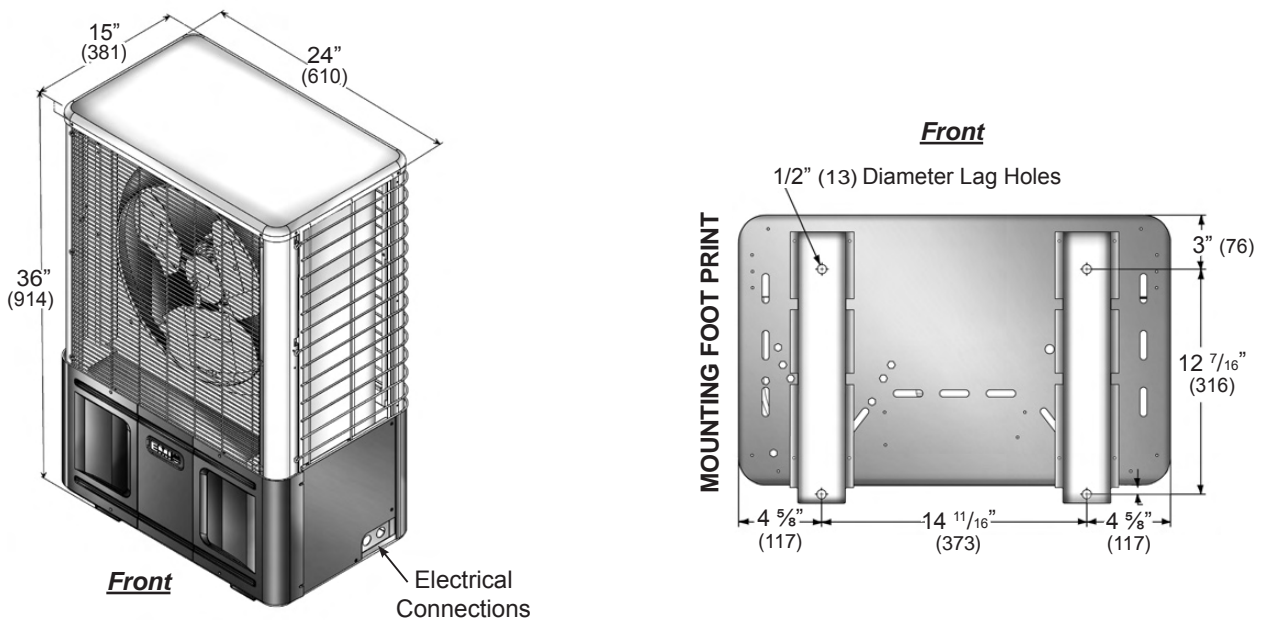
PHYSICAL DIMENSIONS

Manufacturer reserves the right to change these specifications at any time without incurring obligation.

INDOOR UNIT



OUTDOOR UNIT



Note: Numbers in ( ) are mm.