



Comfort Where It Counts.

UNHA24-S1CA8000
Universal Air Handler
Single-Zone Cooling Only

Rev. 1.0 [07/07]

JOB NAME: _____ LOCATION: _____
PURCHASER: _____
ENGINEER: _____
SUBMITTED TO: _____ FOR: REFERENCE [] APPROVAL [] CONSTRUCTION []
SUBMITTED BY: _____ DATE: _____
UNIT DESIGNATION: SCHEDULE #: _____ MODEL #: _____

Manufacturer reserves the right to change these specifications at any time without incurring obligation.

EMI ENGINEERING SUBMITTAL

▲ **PERFORMANCE:** _____

Performance certified in accordance with ARI 210/240

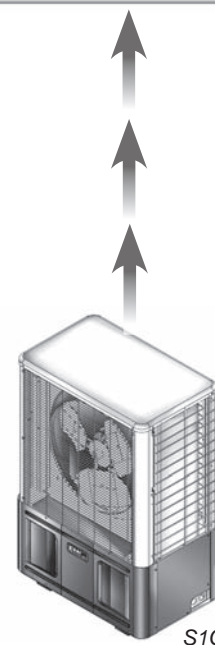


COOLING

Indoor design conditions: 80°F Dry Bulb / 67°F Wet Bulb

Outdoor design conditions: 95°F

SYSTEM CAPACITIES					
Models		Cooling			
Indoor	Outdoor	Capacity	SEER	SHR	EER
UNHA24	S1CA8000	18,000 Btuh (5.3 kW)	13.0	0.76	12.4



▲ **STANDARD FEATURES:** _____

INDOOR UNIT:

- Ceiling-Suspended or Floor Console mounted without any field modification
- Internally Enhanced Copper Tube/Enhanced Aluminum Fin Indoor Coil
- Unit-mounted, Infrared compatible control package, configurable to either unit mount or 24 Volt wall thermostat
- Control programming stored in non-volatile memory (*unit will restart following power failure*)
- Indoor coil freeze protection
- Anti-short cycle compressor protection
- Fan purge
- 24-7 programming
- Dry mode for humidity control (*requires electric heat*)



EMI ENGINEERING SUBMITTAL UNHA24-S1CA8000

Manufacturer reserves the right to change these specifications at any time without incurring obligation.

▲ STANDARD FEATURES:

INDOOR UNIT: *Continued*

- Factory-installed condensate pan overflow protection
- Factory-supplied molex-type connector for condensate pump power and control connections
- One year Limited Parts Warranty

- R-22 Refrigerant
- High Pressure Switch (*manual reset*)
- Coated Wire Grille Condenser Coil Protection and Fan Guard
- Five years Limited Compressor Warranty, One year Limited Parts Warranty

OUTDOOR UNIT:

- Side Condenser Air Discharge Unit
- Internally Enhanced Copper Tube/Enhanced Aluminum Fin Outdoor Coil

Please use check-box to select Options and Accessories.

▲ FACTORY INSTALLED OPTIONS:

INDOOR UNIT

Power Connection:

- 115-1-60
- 208/230-1-60

Electric Heat:

- None
- 0.75 / 3.0 kW (115/230 Volt)
- 1.25 / 5.0 kW (115/230 Volt)

OUTDOOR UNIT

Power Connection:

- 208/230-1-60

Condenser Coil:

- Copper Tube/ Copper Fin
- Copper Tube/ Post-Coat Aluminum Fin

▲ FIELD INSTALLED ACCESSORIES:

INDOOR UNIT

Condensate Pump:

- 48" (1.2 m) Lift
- 144" (3.7 m) Lift
- Floor Mount Trim Kit** (Required for Floor Mount with Condensate Pump accessory)
- 24 Volt Wall Thermostat**
- Infrared Hand-Held Controller**

OUTDOOR UNIT

- Low Ambient Accessory Kit** for cooling operation to 32° F (0° C)
- Wind Baffle /Hail Guard, Architectural Louver Kit** allows operation to 0° F (-18° C) when used in conjunction with the Low Ambient Accessory Kit
- Hard Start**

Refrigerant Line Sets

- 10'
- 25'
- 50'

EMI ENGINEERING SUBMITTAL UNHA24-S1CA8000

Manufacturer reserves the right to change these specifications at any time without incurring obligation.

ELECTRICAL SPECIFICATIONS

Indoor Unit	V-Ph-Hz	Voltage		Indoor Fan Motor		Heater		Unit FLA	MCA	MOCP
		Min	Max	RLA	HP	kW	Amps			
UNHA24	115-1-60	104	126	1.2	0.08	-	-	1.20	1.5	15
						0.75	6.52	7.72	9.7	15
						1.25	10.90	12.10	15.1	20
	208/230-1-60	197	240	0.56	0.07	-	-	0.56	0.7	15
						3.00	13.04	13.60	17.0	20
						5.00	21.74	22.30	27.9	30

Outdoor Unit	Power Supply V-1-60			Control* V-1-60	Compressor			Outdoor Fan Motor			Unit FLA	MCA	MOCP
	Volts	Min	Max		Qty	RLA	LRA	Qty	FLA	HP			
S1CA8000	208/230	197	240	24	1	5.4	36.0	1	0.8	0.125	6.2	7.6	15

Note: * - Control Voltage is supplied from the indoor unit. No separate supply required.

SOUND DATA

Unit	Sound dBA
UNHA24	56
S1CA8000	62

Note: Sound data for indoor unit at high speed, 230 V
Sound data for outdoor unit at 230V

WEIGHT DATA

Unit	Weight, lbs (kg)
UNHA24	116 (52)
S1CA8000	156 (71)

INTERCONNECTING TUBING SPECIFICATIONS

Indoor Unit	Outdoor Unit	Maximum Separation, Equivalent ft (m)	Maximum Elevation Difference, ft (m)	Liquid Line OD	Suction Line OD	Condensate Line ID
UNHA24	S1CA8000	100 (30.5)	35 (10.7)	3/8"	5/8"	1/2"

* UNHA24 Suction Connection size is 3/4" O.D. and must bush down at the UNHA Unit.

INDOOR AIR FLOW

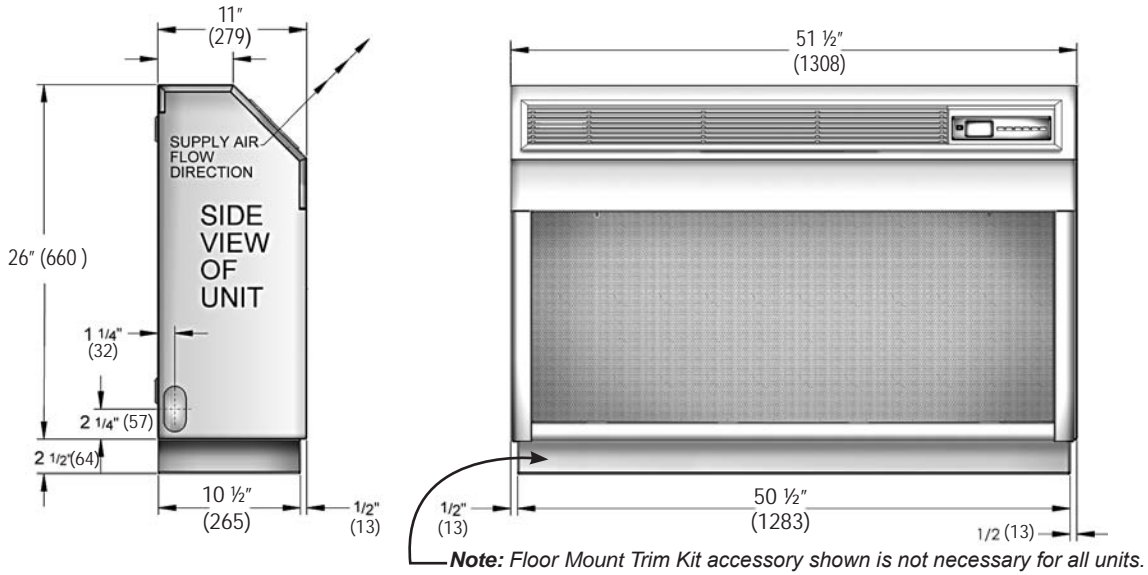
Indoor Unit	CFM (l/s)		Coil	ft/min (m/s)	Air Throw, ft. (m)
	High Speed	Low Speed			
UNHA24	700 (350)	550 (250)	Dry	1,225 (6.2)	24 (7.3)

EMI ENGINEERING SUBMITTAL UNHA24-S1CA8000

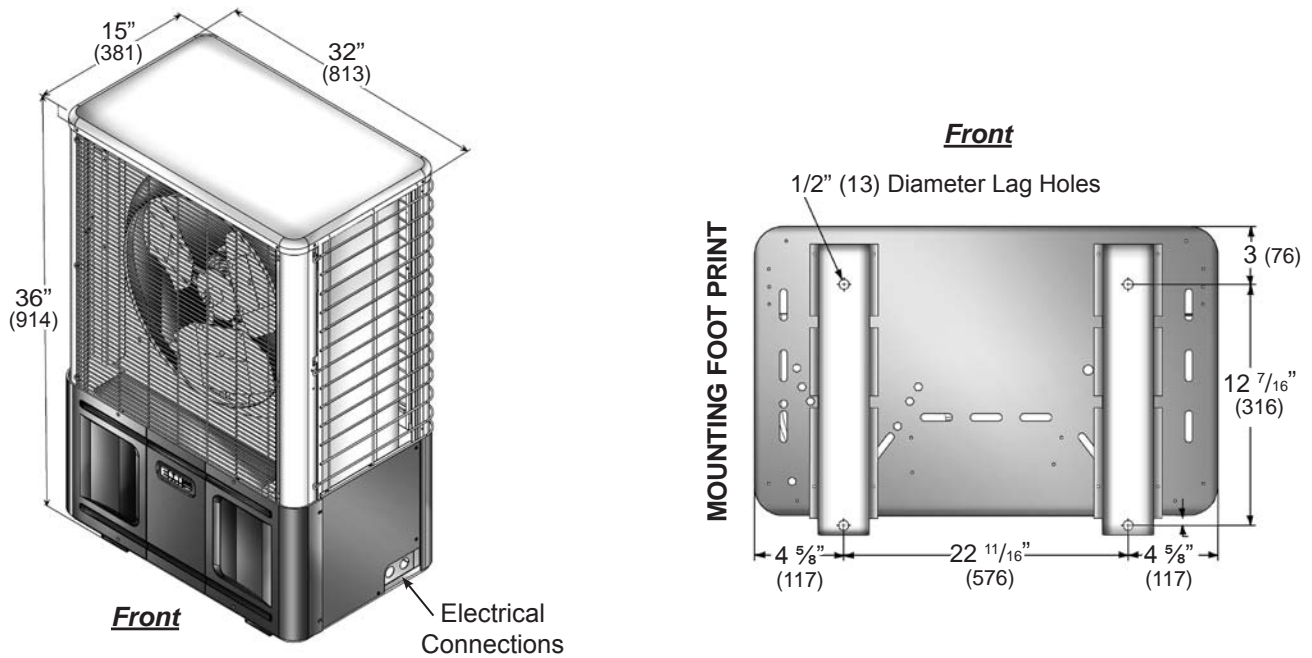
PHYSICAL DIMENSIONS

Manufacturer reserves the right to change these specifications at any time without incurring obligation.

INDOOR UNIT



OUTDOOR UNIT



Note: Numbers in () are mm.