



Comfort Where It Counts.

UNHA09-S1CA9000  
Universal Air Handler  
Single-Zone Cooling Only

Rev. 1.0 [07/07]

JOB NAME: \_\_\_\_\_ LOCATION: \_\_\_\_\_  
PURCHASER: \_\_\_\_\_  
ENGINEER: \_\_\_\_\_  
SUBMITTED TO: \_\_\_\_\_ FOR: REFERENCE [ ] APPROVAL [ ] CONSTRUCTION [ ]  
SUBMITTED BY: \_\_\_\_\_ DATE: \_\_\_\_\_  
UNIT DESIGNATION: SCHEDULE #: \_\_\_\_\_ MODEL #: \_\_\_\_\_

Manufacturer reserves the right to change these specifications at any time without incurring obligation.



**▲ PERFORMANCE:** \_\_\_\_\_

Performance certified in accordance with ARI 210/240

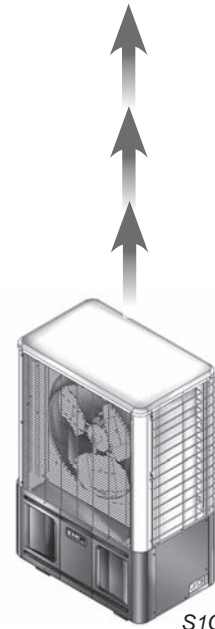

**COOLING:**

Indoor design conditions: 80°F Dry Bulb / 67°F Wet Bulb

Outdoor design conditions: 95°F

EMI ENGINEERING SUBMITTAL

SYSTEM CAPACITIES					
Models		Cooling			
Indoor	Outdoor	Capacity	SEER	SHR	EER
UNHA09	S1CA9000	9,000 Btuh (2.6 kW)	13.0	0.77	11.6



**▲ STANDARD FEATURES:** \_\_\_\_\_

**INDOOR UNIT:**

- Ceiling-Suspended or Floor Console mounted without any field modification
- Internally Enhanced Copper Tube/Enhanced Aluminum Fin Indoor Coil
- Unit-mounted, Infrared compatible control package, configurable to either unit mount or 24 Volt wall thermostat
- Control programming stored in non-volatile memory (*unit will restart following power failure*)
- Indoor coil freeze protection
- Anti-short cycle compressor protection
- Fan purge
- Dry mode for humidity control (*requires electric heat*)
- Factory-installed condensate pan overflow protection
- Factory-supplied molex-type connector for condensate pump power and control connections
- 24-7 programming
- One year Limited Parts Warranty



*Manufacturer reserves the right to change these specifications at any time without incurring obligation.*

**▲ STANDARD FEATURES:**

**OUTDOOR UNIT:**

- Side Condenser Air Discharge Unit
- Internally Enhanced Copper Tube/Enhanced Aluminum Fin Outdoor Coil.
- R-22 Refrigerant
- Duratec compressor protection package
  - Suction Accumulator
  - Filter Drier
  - Loss of Charge Switch
- Coated Wire Grille Condenser Coil Protection and Fan Guard
- Five years Limited Compressor Warranty, One year Limited Parts Warranty.

*Please use check-box to select Options and Accessories.*

**▲ FACTORY INSTALLED OPTIONS:**

**INDOOR UNIT**

**Power Connection:**

- 115-1-60
- 208/230-1-60

**Electric Heat:**

- None
- 0.75 / 3.0 kW (115/230 Volt)

**OUTDOOR UNIT**

**Power Connection:**

- 115-1-60
- 208/230-1-60

**Condenser Coil:**

- Copper Tube/ Copper Fin
- Copper Tube/ Post-Coat Aluminum Fin

**▲ FIELD INSTALLED ACCESSORIES:**

**INDOOR UNIT**

**Condensate Pump:**

- 48" (1.2 m) Lift
- 144" (3.7 m) Lift
- Floor Mount Trim Kit** (Required for Floor Mount with Condensate Pump accessory)
- 24 Volt Wall Thermostat**
- Infrared Hand-Held Controller**

**OUTDOOR UNIT**

- Low Ambient Accessory** for cooling operation to 32° F (0° C)
- Wind Baffle /Hail Guard, Architectural Louver** allows operation to 0° F (-18° C) when used in conjunction with the Low Ambient Accessory Kit
- Hard Start**
- Refrigerant Line Sets**
  - 10'
  - 25'
  - 50'

**EMI ENGINEERING SUBMITTAL UNHA09-S1CA9000**

*Manufacturer reserves the right to change these specifications at any time without incurring obligation.*

**ELECTRICAL SPECIFICATIONS**

Indoor Unit	V-Ph-Hz	Voltage		Indoor Fan		Heater		Unit FLA	MCA	MOCP
		Min	Max	RLA	HP	kW	Amps			
UNHA09	115-1-60	104	126	0.64	0.02	-	-	0.64	0.8	15
						0.75	6.50	7.14	8.9	15
	208/230-1-60	197	240	0.34	0.02	-	-	0.34	0.4	15
						3.00	13.04	13.38	16.7	20

Outdoor Unit	Power Supply V-1-60			Control* V-1-60	Compressor			Outdoor Fan Motor			Unit FLA	MCA	MOCP
	Volts	Min	Max		Qty	RLA	LRA	Qty	FLA	HP			
S1CA9000	115	104	126	24	1	6.7	29.0	1	1.4	0.125	8.1	9.8	15
	208/230	197	240	24	1	3.6	19.0	1	0.8	0.125	4.4	5.3	15

Note: \* - Control Voltage is supplied from the indoor unit. No separate supply required.

**SOUND DATA**

Unit	Sound dBA
UNHA09	51
S1CA9000	59

Note: Sound data for indoor unit at high speed, 230 V  
Sound data for outdoor unit at 230V

**WEIGHT DATA**

Unit	Weight, lbs (kg)
UNHA09	92 (42)
S1CA9000	98 (45)

**INTERCONNECTING TUBING SPECIFICATIONS**

Indoor Unit	Outdoor Unit	Maximum Separation, Equivalent ft (m)	Maximum Elevation Difference, ft (m)	Liquid Line OD	Suction Line OD	Condensate Line ID
UNHA09	S1CA9000	100 (30.5)	35 (10.7)	1/4"	1/2"	1/2"

**INDOOR AIR FLOW**

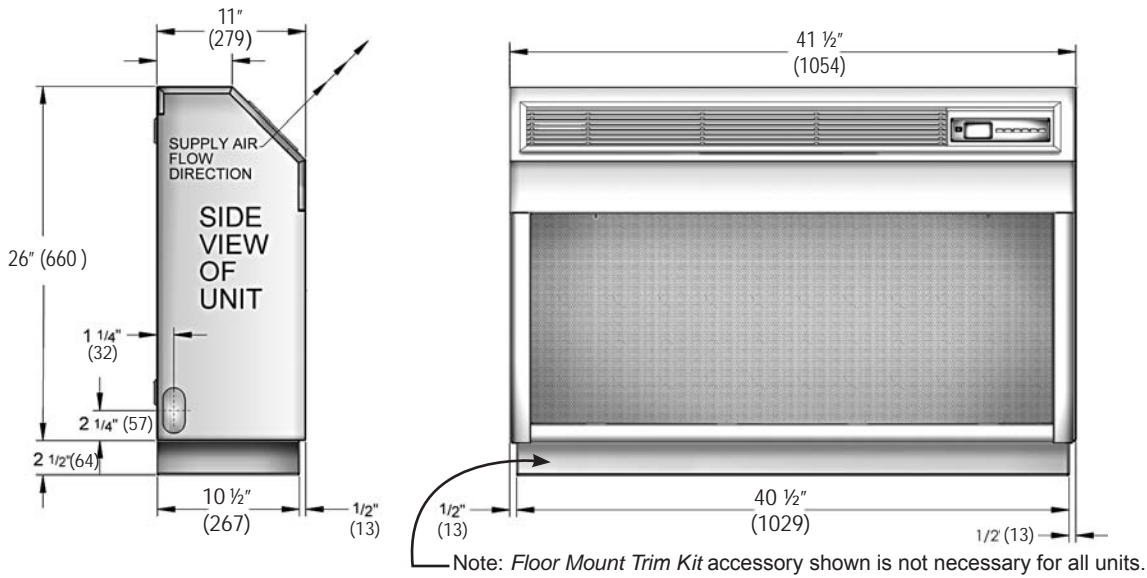
Indoor Unit	CFM (l/s)		Coil	ft/min (m/s)	Air Throw, ft. (m)
	High Speed	Low Speed			
UNHA09	425 (200)	375 (175)	Dry	900 (4.6)	15 (4.6)

EMI ENGINEERING SUBMITTAL UNHA09-S1CA9000

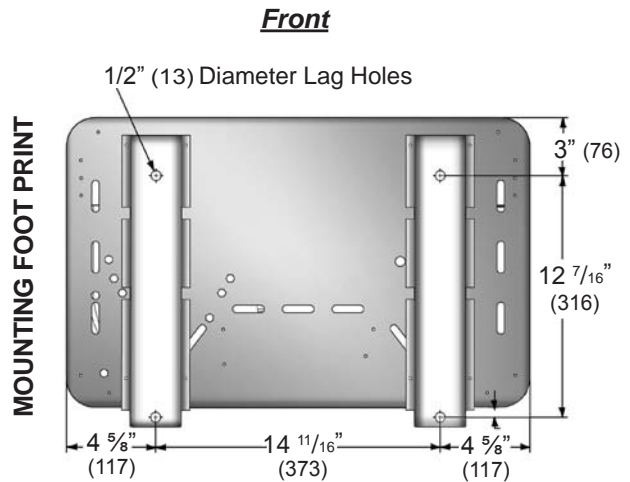
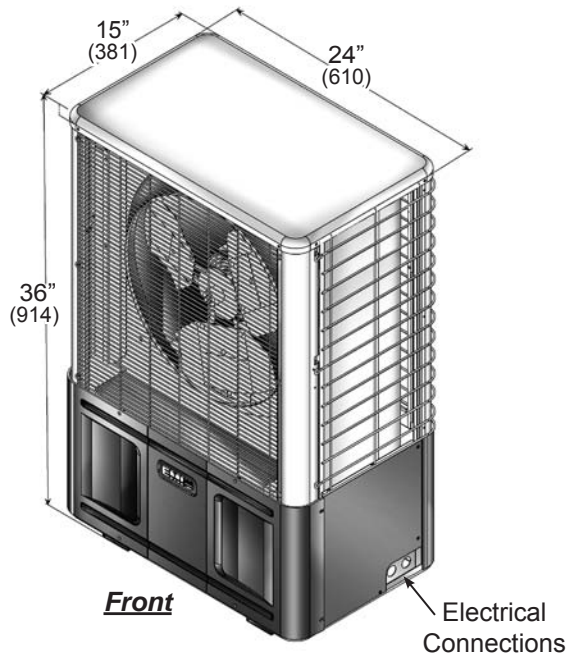
PHYSICAL DIMENSIONS

Manufacturer reserves the right to change these specifications at any time without incurring obligation.

INDOOR UNIT



OUTDOOR UNIT



Note: Numbers in ( ) are mm.